



AutoStack-CORE

Automotive Fuel Cell Cluster for Europe II

Ludwig Jörissen
Speaker Affiliation

<http://autostack.zsw-bw.de>
ludwig.joerissen@zsw-bw.de

Programme Review Days 2017
Brussels, 22-23 November

PROJECT OVERVIEW

Project Information

Call topic	SP1-JTI-FCH.2012.1.2
Grant agreement number	325335
Application area (FP7) or Pillar (Horizon 2020)	Transport and Refuelling Infrastructure
Start date	01/05/2013
End date	31/08/2017
Total budget (€)	14 673 625
FCH JU contribution (€)	7 757 273
Other contribution (€, source)	-
Stage of implementation	100% project months elapsed vs total project duration, at date of November 1, 2016
Partners	ZSW, BMW, CEA, DANA, Fraunhofer, JRC-IET, Freudenberg, PSI, Powercell, Greenerity, VW, Volvo, Swiss Hydrogen

PROJECT SUMMARY

AutoStack Core Consortium

Automotive OEMs



Component and System Suppliers



Research Institutes




Objectives

- Develop best of its class automotive stack technology
- Utilize industrial components and materials
- Establish platform concept to enable additional vehicle and stationary applications
- Ensure scalability to address various power levels
- Achieve highest power density to address packaging and cost
- Reduce Pt-use while maintaining performance

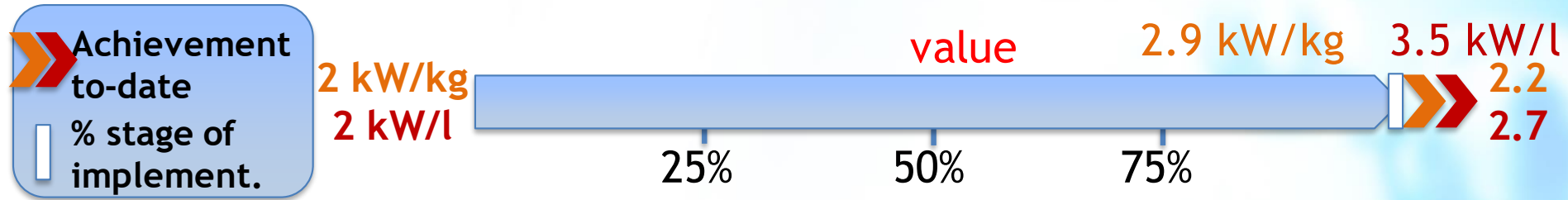
Evo1



Evo2



PROJECT PROGRESS/ACTIONS - Volume, Weight Related to Nominal Power



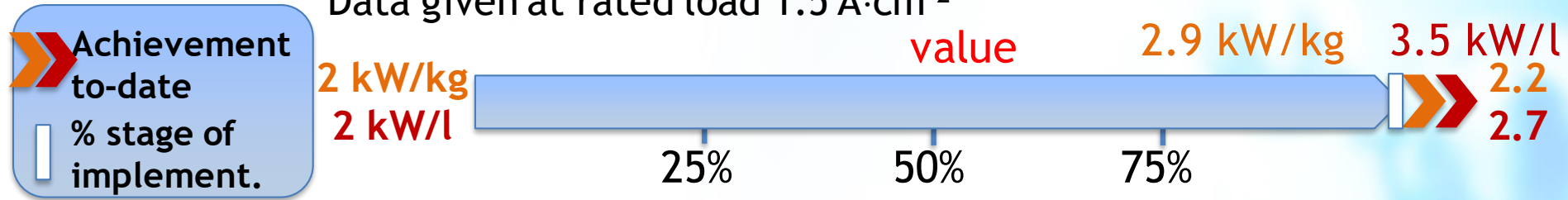
Aspect addressed	Parameter (KPI)	Unit	SoA 2017	FCH JU Targets		
				Call topic	2017	2020
Weight	Specific power@ 1.5 A/cm ²	kW/kg	2.9 (3.0 @ peak)	> 2	-	-
Volume	Power Density @ 1.5 A/cm ²	kW/l	3.5 (4.0 @ peak)	> 2	-	-

Future steps:

Goal achieved,
further design optimizations are targeted to improve manufacturing and make use of improved peak power capabilities

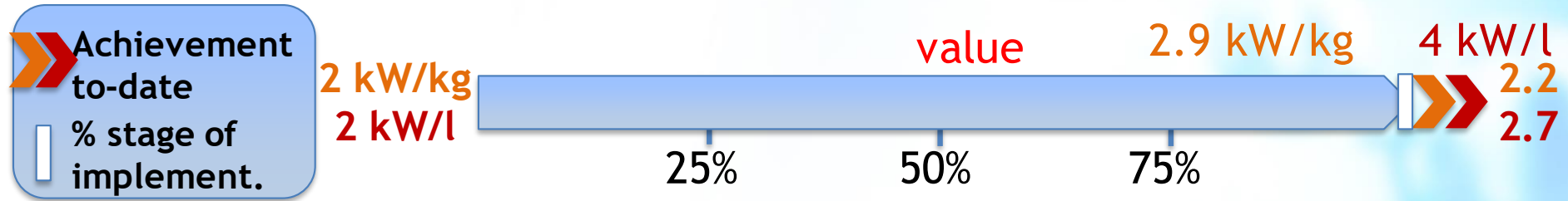
PROJECT PROGRESS/ACTIONS -Weight, Volume Related to Nominal Power

Data given at rated load $1.5 \text{ A}\cdot\text{cm}^{-2}$



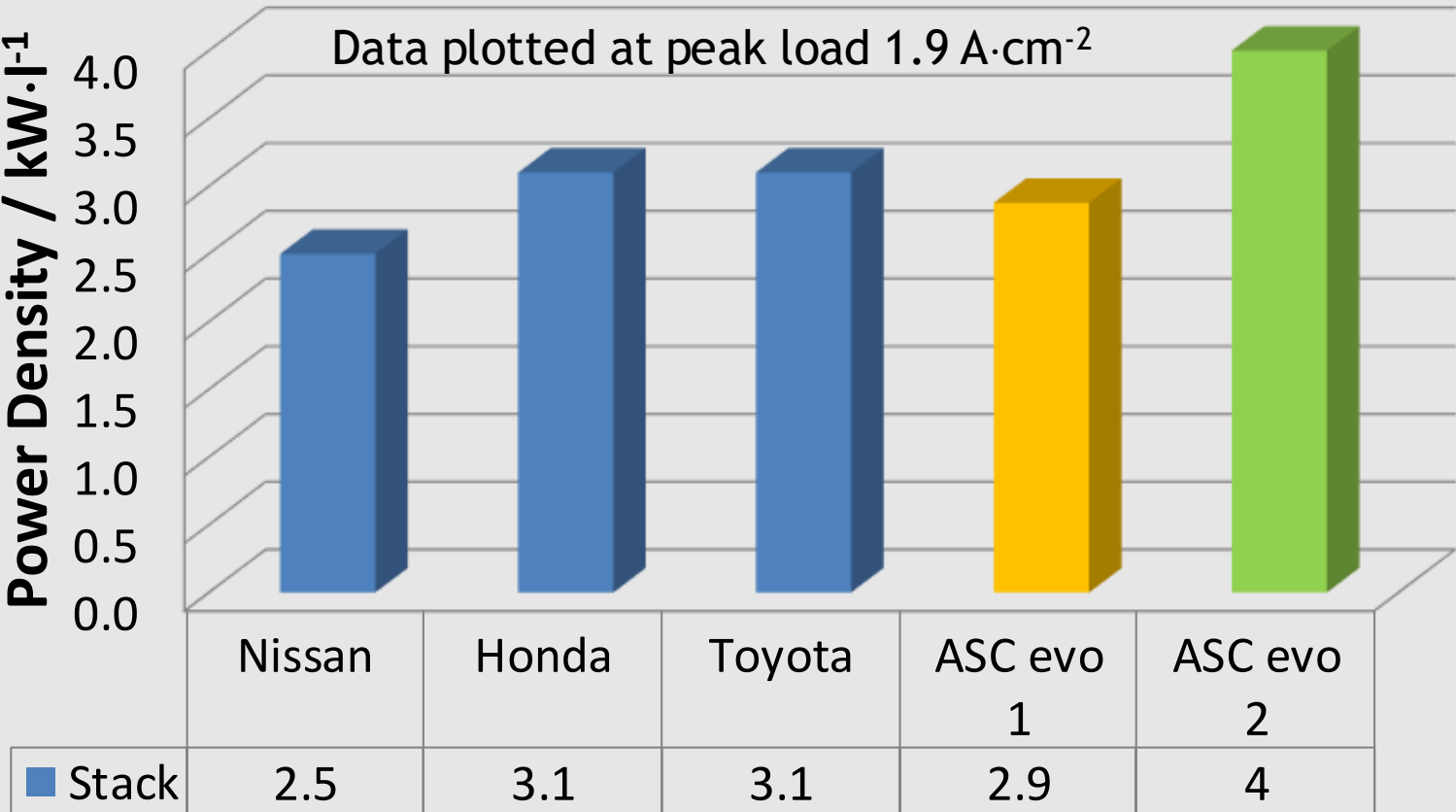
Specifications	Unit	Target	EVO1 Outcome	EVO2-A Outcome	
Volume of the stack exterior	dm ³	<55	34.3	~27.7	
Weight without fluids an fully humidified membranes (net weight)	kg	<44	46.3	33.1	
Power density at nominal load	kW/dm ³		2.7	~3.55	
Power density at peak load	kW/dm ³		2.8	~4.05	

PROJECT PROGRESS/ACTIONS -Weight, Volume Related to Peak Power

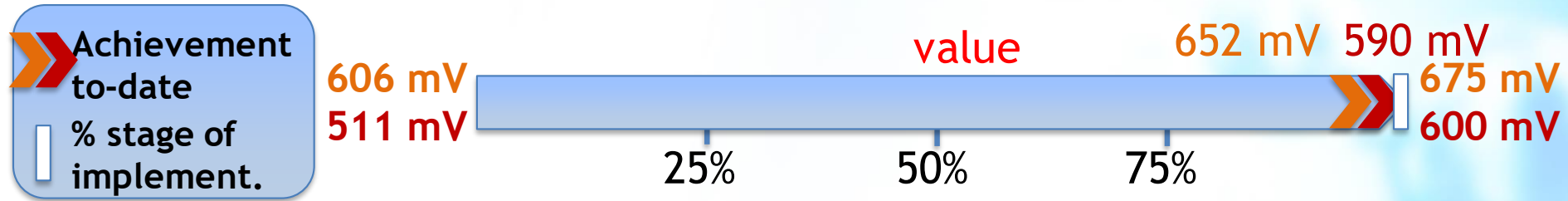


Power Density / kW.l⁻¹

Data plotted at peak load 1.9 A.cm⁻²



PROJECT PROGRESS/ACTIONS - Performance



Aspect addressed	Parameter (KPI)	Unit	SoA 2017	FCH JU Targets		
				Call topic	2017	2020
Avg. Cell-Performance	Average single cell voltage @	mV				
Rated load	1.5 A·cm ⁻²		652	675	-	-
Peak load	1.9 A·cm ⁻²		590	-	-	-

Future steps:

Improve operating conditions

Improve activation procedure

Optimize material combination: CCM, GDL

PROJECT PROGRESS/ACTIONS - Performance

AutoStack-CORE Reference Conditions

Achievement
to-date

% stage of
implement.

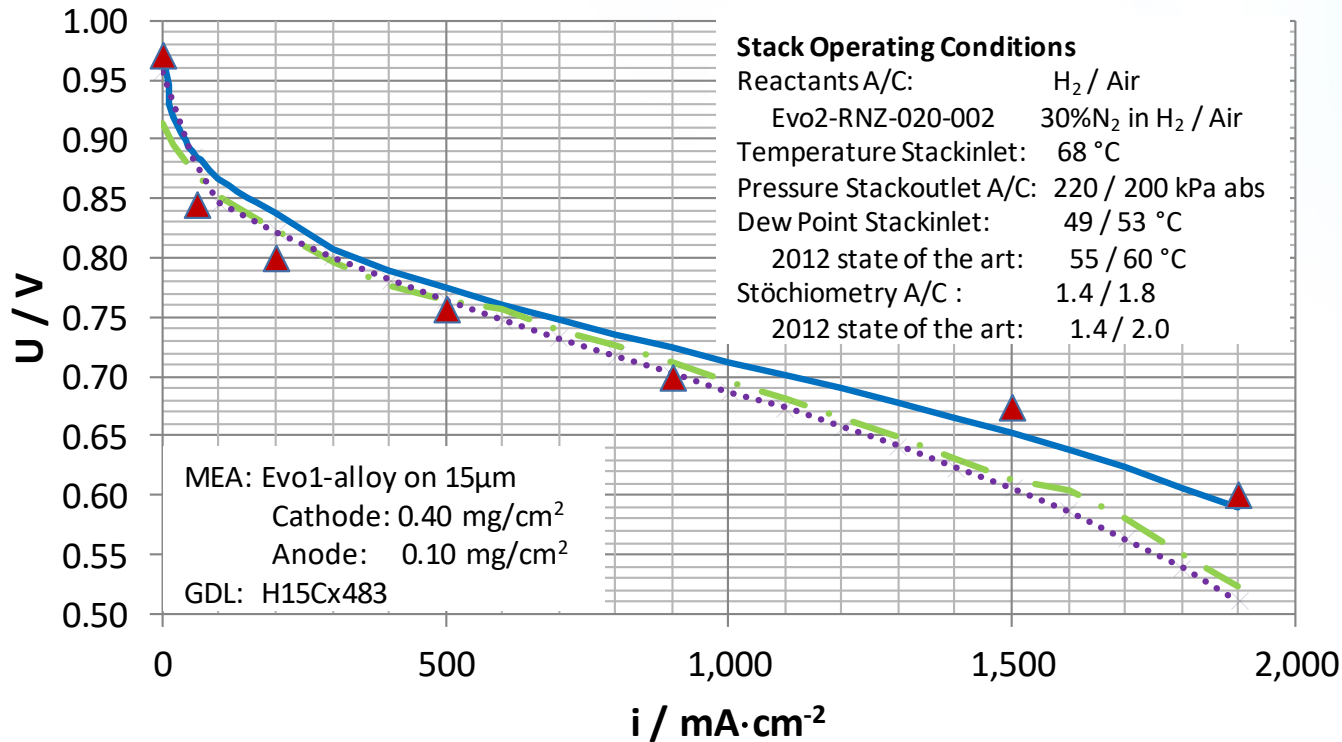
606 mV
511 mV

25%

50%

75%

652 mV 590 mV
675 mV 600 mV



▲ Target

— Evo2-RNZ-020-002: 15 µm; alloy 1

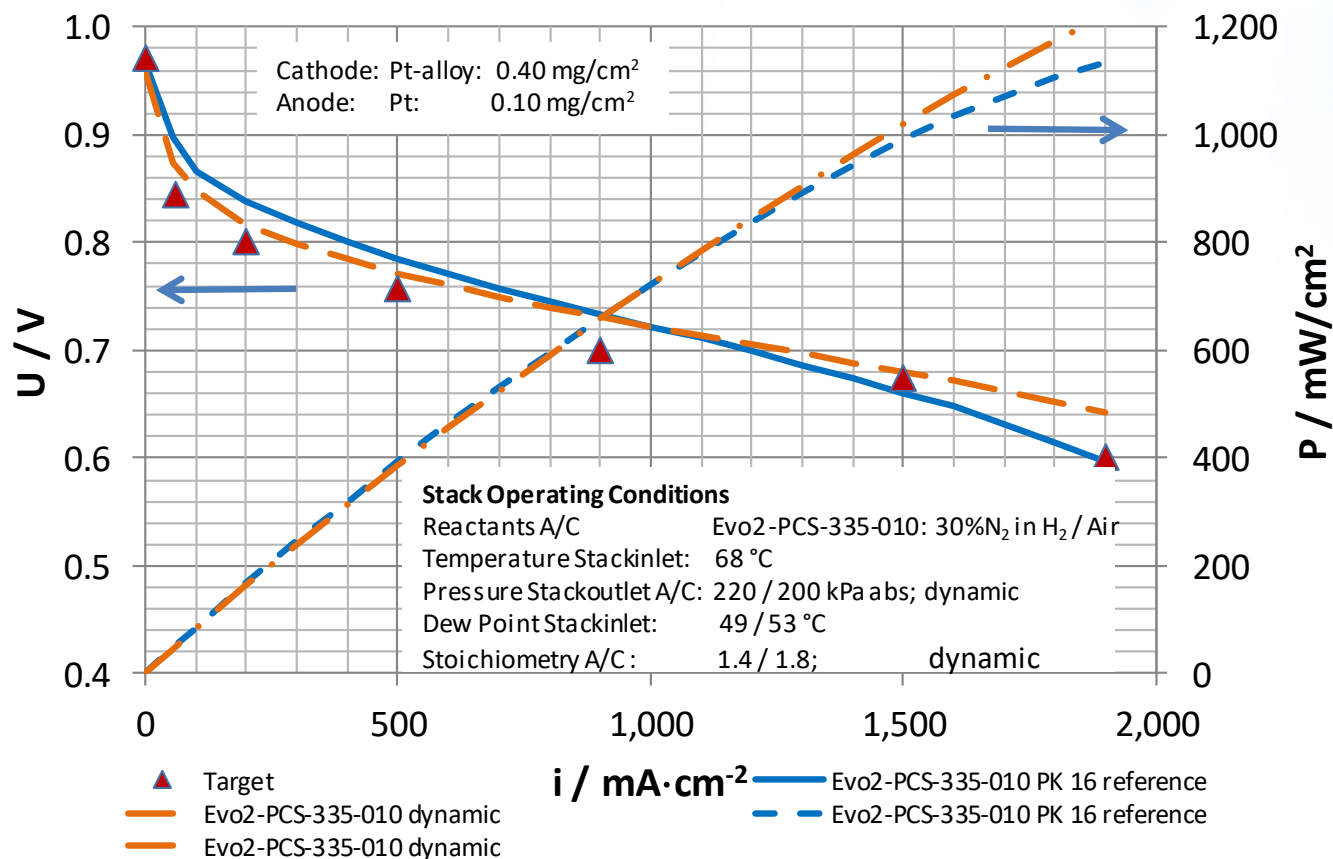
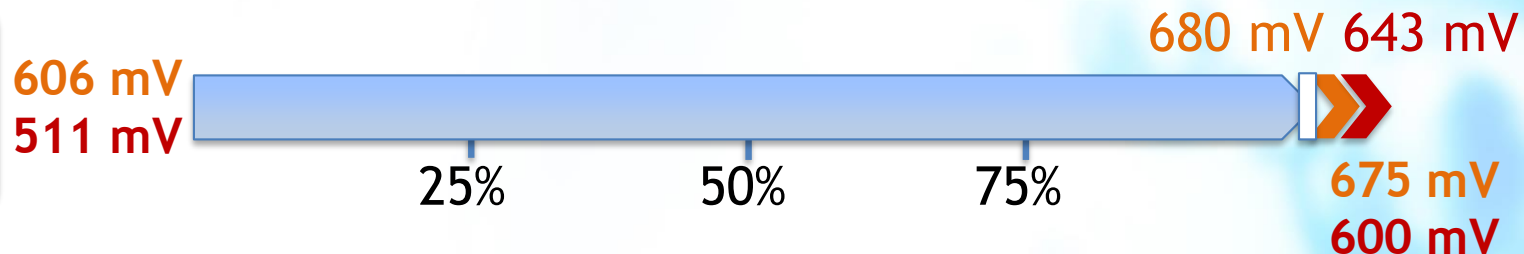
— BEL-006 Evo1 Full Stack, 15 µm, alloy 1

····· 2012 state of the art

PROJECT PROGRESS/ACTIONS - Performance

Optimized Operating Conditions

 Achievement to-date
 % stage of implement.

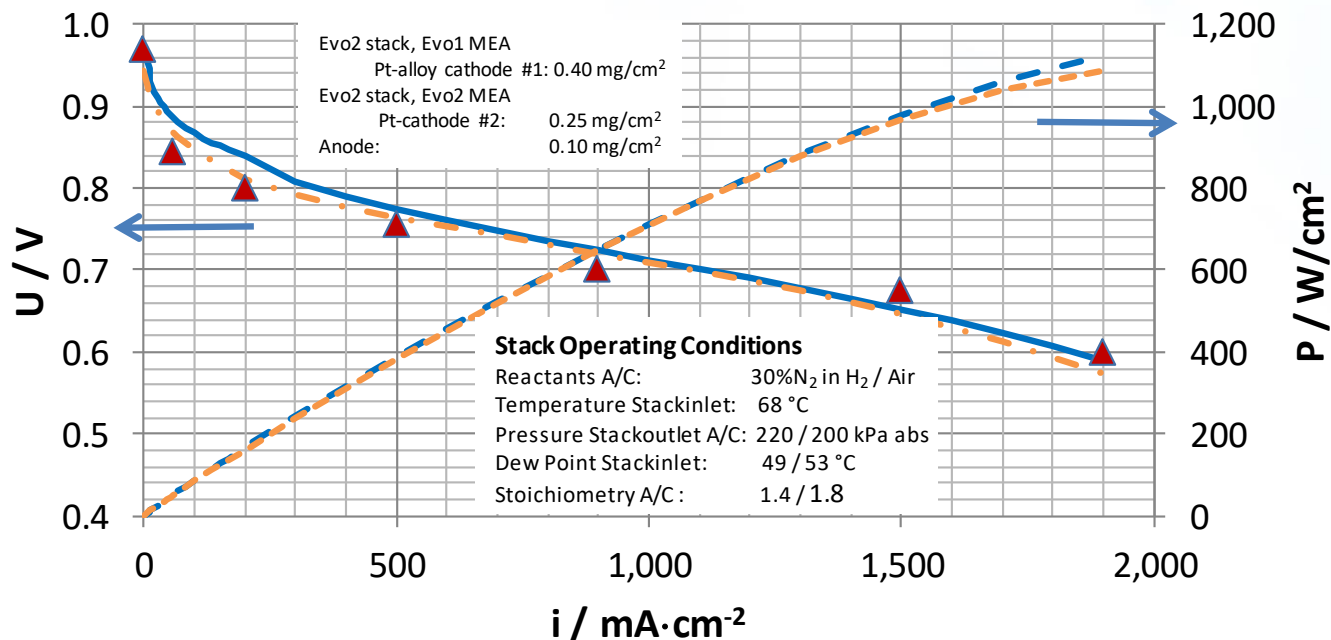
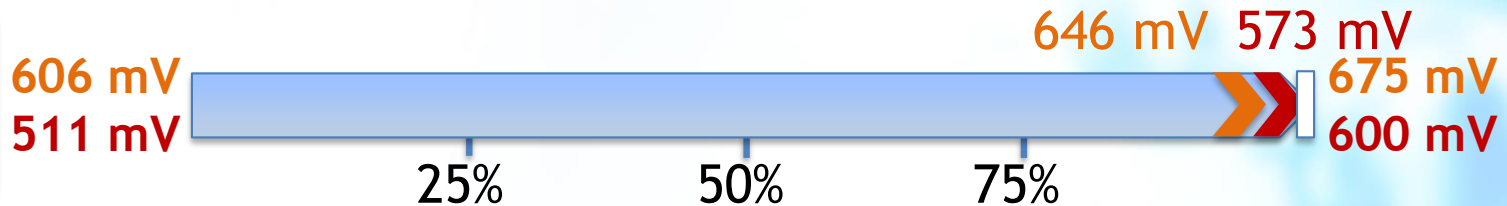


PROJECT PROGRESS/ACTIONS - Performance

Reduced Platinum Loading

Achievement
to-date

% stage of
implement.



▲ Target

— • — Evo2 stack, Evo2 MEA, Pt 0.35 mg/cm²

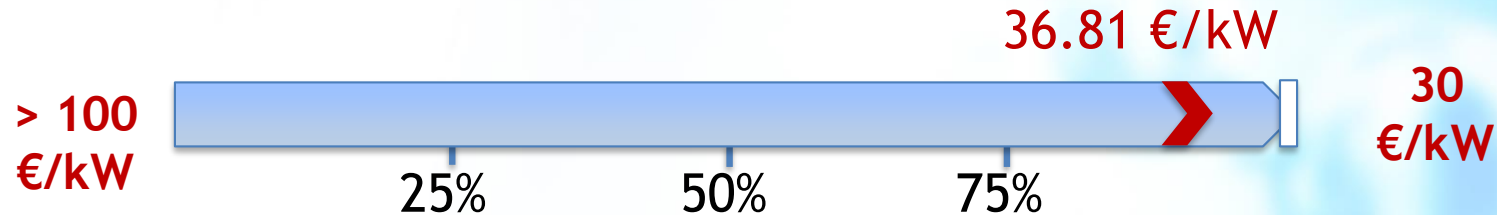
— • — Evo2 Stack, Evo2 MEA Pt 0.35 mg/cm²

— Evo2 stack, Evo1 MEA, Alloy 0.5 mg/cm²

— Evo2 stack, Evo1 MEA, Alloy 0.5 mg/cm²

PROJECT PROGRESS/ACTIONS - Cost

 Achievement to-date
 % stage of implement.



Aspect addressed	Parameter (KPI)	Unit	SoA 2017	FCH JU Targets		
				Call topic	2017	2020
Cost	Specific cost comparable to DoE studies	€/kW	36,81 @ 30 000 p.a.	-	~48.1 *	~24.1 *

* Based on 48.1% system cost described in MAIP 2008-2013
 ratio taken from B.D. James et al.: Mass Production Cost
 estimation of direct H₂ PEM Fuel Cell Systems for
 transport applications

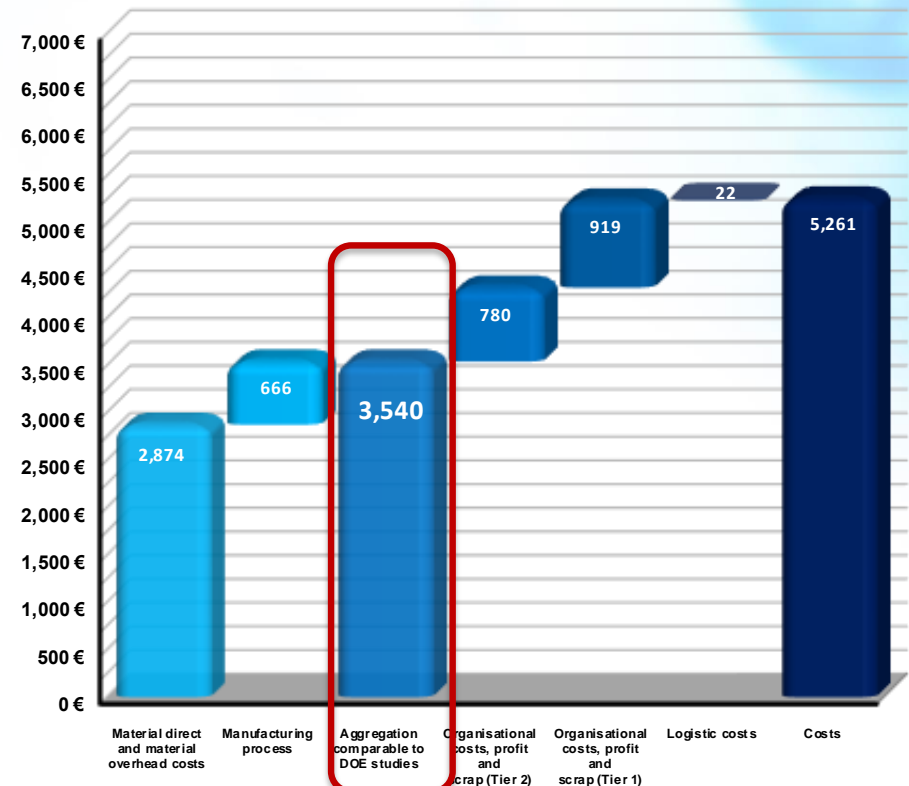
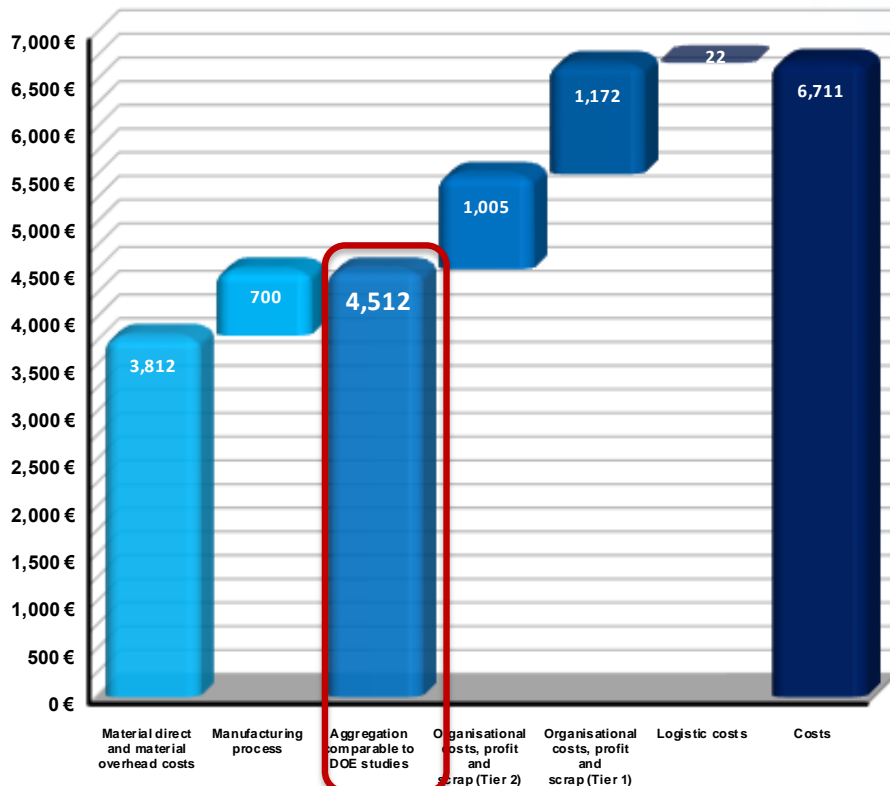
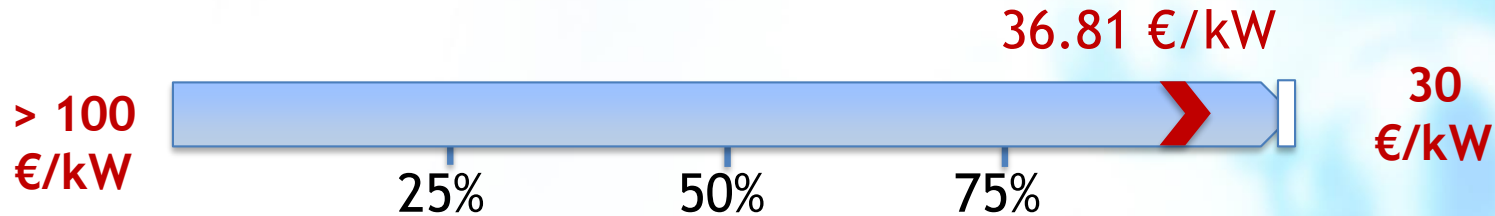
Future steps:

Improve BPP-design

Improve manufacturing processes

PROJECT PROGRESS/ACTIONS - Cost

Achievement to-date
% stage of implement.



¹ Pt content: 0.50 mg/cm² (EVO1) and 0.35 mg/cm² (EVO2) [Pt price = 1.500 \$/tr.oz, similar to DOE study, 2014] {Exchange rate from 20.11.2014: 1 US Dollar (USD) = 0,798 Euro (EUR)}

² Incl. SG&A and R&D

³ Incl. Logistic costs for components and stack (Tier1 and Tier2)

SYNERGIES WITH OTHER PROJECTS AND PROGRAMMES



Interactions with projects funded under EU programmes

Stack-Test

Use of project results (test modules and test programs)

IMPACT

Exchange of information

Interactions with national and international-level projects and initiatives

DISSEMINATION ACTIVITIES

Public deliverables

- 1 « Stakeholder Workshop Documentation «
- 2 « Stakeholder Workshop Documentation »

Conferences/Workshops

- 2 organised by the project
- 2 in which the project has participated

Social media

<http://autostack.zsw-bw.de>

Publications: 2

- A. Martin, L. Jörissen, ECS Transactions 42 (1) 31-38 (2014)
- A. Martin, L. Jörissen, Hypothesis 2016 Proceedings Volume

Patents: 1 application

Exploitation

Several specific business discussions with OEMs.

Test sample sold to third party OEM.

One full size stack sold to a vehicle demo project.

Stacks used in 2 new and provided to 5 additional FCH-JU projects

German national project proposal filed with 4 OEMs.

Impact

Low stack numbers supplied for demo and testing.

Development is recognized in the community.

Successful demonstration, feedback on stack robustness in real world operation.

Limited production for demo market launch in the next 12 to 24 months.

Volume production intended in 2020.

Thank You!

Ludwig Jörissen: ludwig.joerissen@zsw-bw.de

<http://autostack.zsw-bw.de>

Voltage of 675 mV at 1.5 A not reached under the operating conditions defined in the project.

Improve matching of CCM, GDL and flow field.

Reconsider system requirements to operating conditions, pressure, humidity and flow.

Risk 2

Mitigation 2

Risk 3

Mitigation 3