



FUEL CELLS AND HYDROGEN
JOINT UNDERTAKING

***Trials and deployment
of fuel cells
applications -
TRANSPORT***

Lionel BOILLOT

PRD 2019

20 November 2019



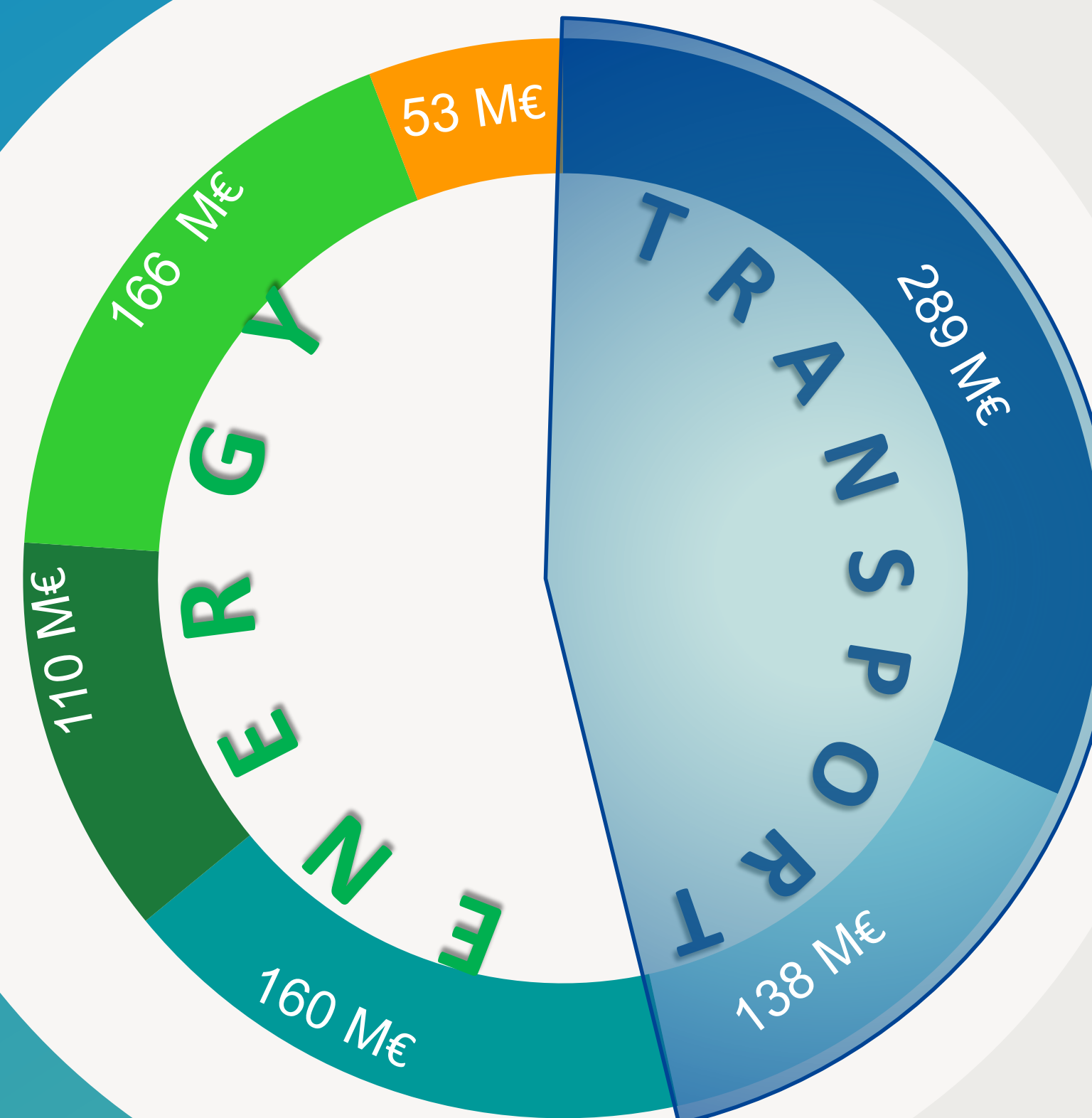
Trials and Deployment of Fuel Cells Application-Transport

Related FCH JU objectives



Reduce fuel cell system costs for transport applications while increasing lifetime

Reduce use of critical raw materials



Transport - Total

42 %



427 M€

68 Projects

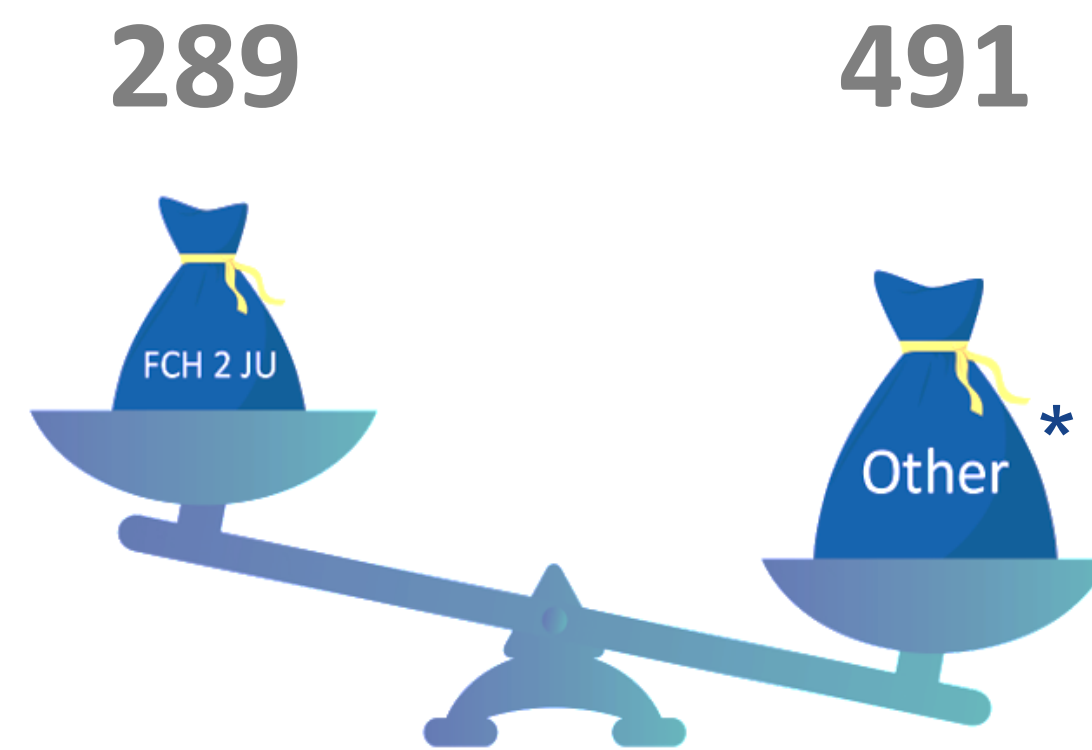
Out of which
Transport Deployment

289 M€

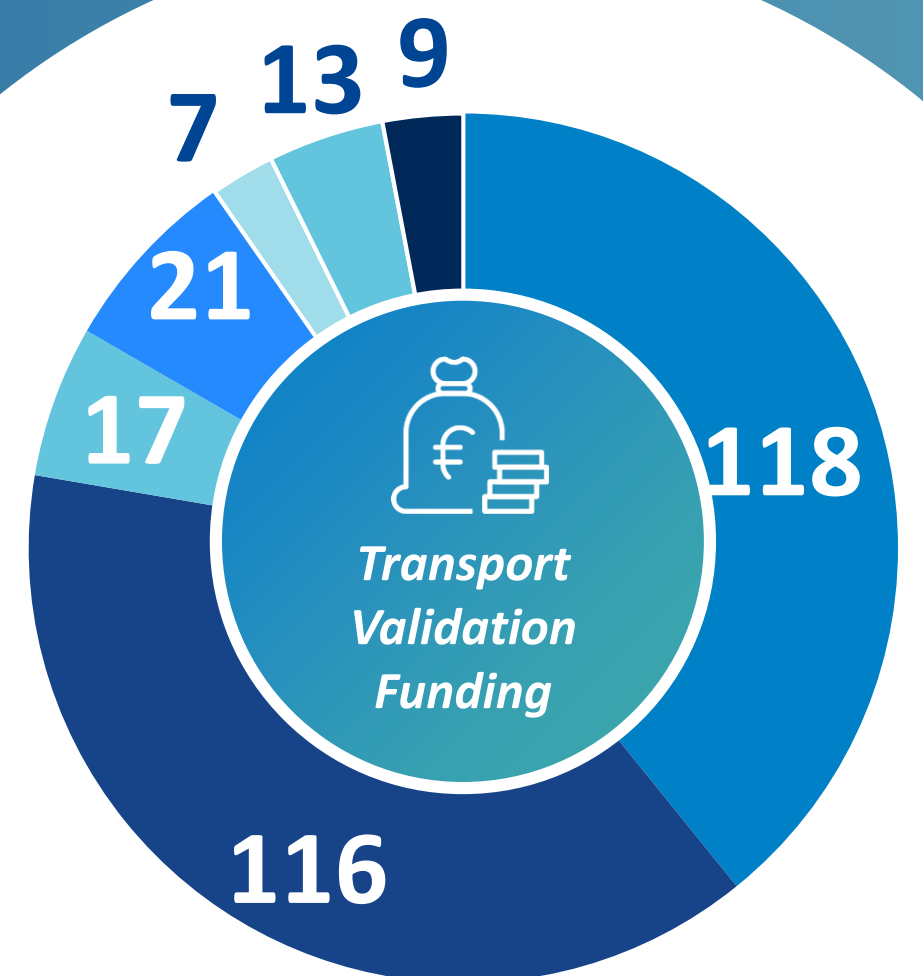
26 Projects

On the road to widespread deployment

26 projects –780 M€



M€



■ Bus ■ Cars ■ Trucks ■ MHV
■ Other ■ APU ■ Ships

M€



Extending the European network



Consolidating as market alternative



Exploring heavy-duty segments

DEPLOYING:

103 HRS
2000+ cars
360 buses
273 MHV
31 trucks

* Other resources including private and national/regional funding

Putting the numbers in the streets

Several models on the road today



Deploying along the full European geography

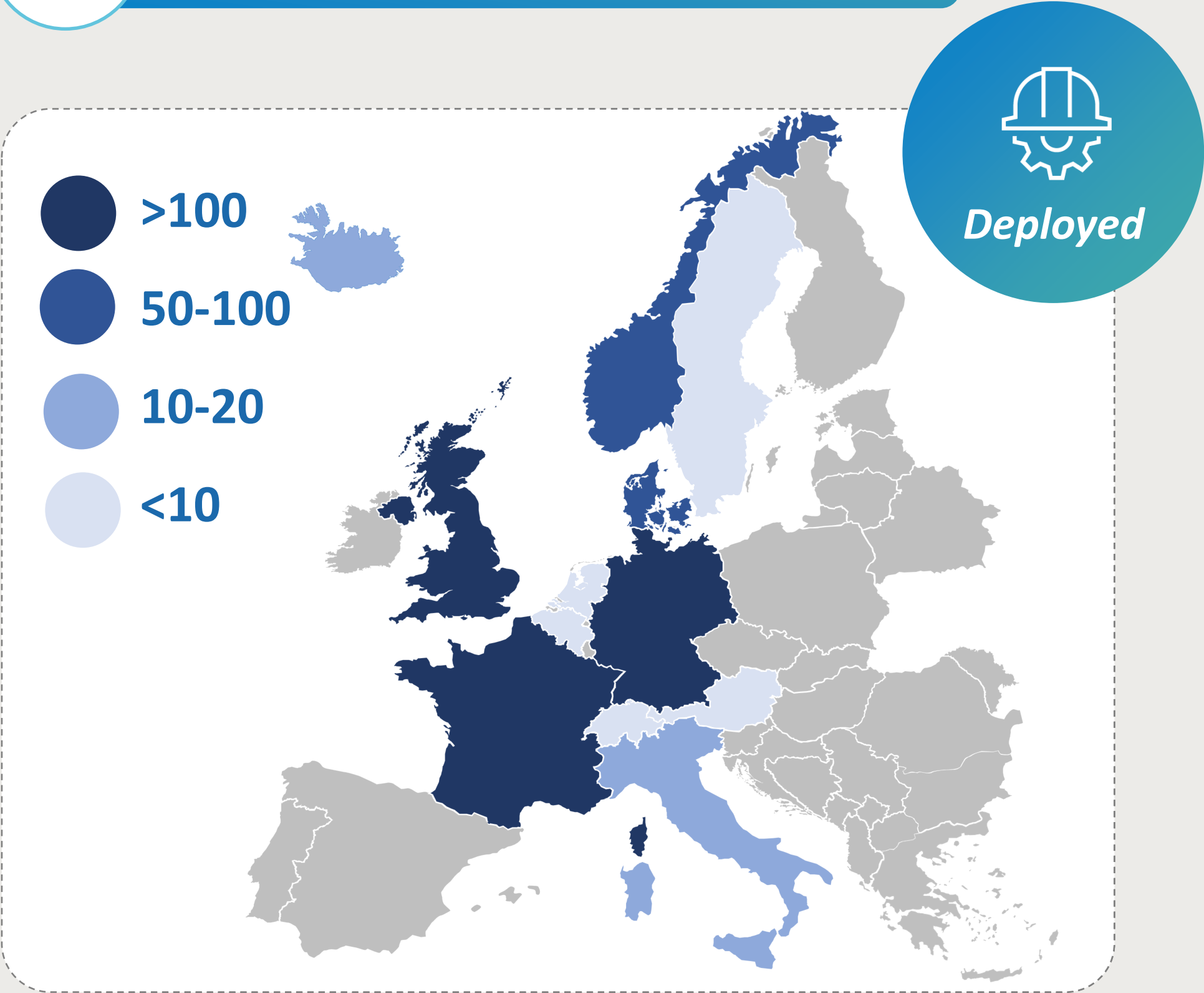
12 countries to deploy vehicles within our projects



725 cars deployed

Availability close to 100%

Year (call)	Projects	#FCEV	Already deployed	Countries
2008	<u>H2MOVES</u>	19	19	2
2010	<u>Hytec</u>	24	24	3
2011	<u>SWARM</u>	35	13	3
2013	<u>Hyfive</u>	133	133	6
2014	H2ME	325	325	9
2015	H2ME 2	1109	186	10
2015	BIGHIT	5	5	1
2017	ZEFER	180	120	3



Finished projects are underlined

Cars and small vans are at commercial standards

New car models have been put on the roads, delivery/service fleets to emerge



Achieved since 2016

- > 13,700,000 km driven
- > 72 t of H₂ distributed

Product ready for commercialisation

- Up to 594 km of driving range
- 99.7 % availability
- 1.17 kg/100km average consumption
- > 152.000km travelled by one car

Challenges

- Still few choices in the market
- Cost
- Limited supply in EU

Fleet
uses
validated

New FCEV
models
deployed

HRS load
reaching
45%



FCEV-RE

Renault is now proposing hydrogen version of its Kangoo and Master ZE

FCEV

The first **60 Daimler GLC FCell** and **30 Hyundai Nexo** deployed under H2ME



Taxi / Car Sharing / Ridesharing, company lease and functional fleets

Uncompromised operations, creation of new mobility services



Cities in DE, Sept. 2017

- 45 cars
- 2,2 millions km
- 567,000 passengers
- Hambourg, Munich and Stuttgart (DE)
- 12 H2 stations



 CleverShuttle

Paris, May 2018

- 50 vans HyKangoo
- Utility company
- Leased by Alphabet
- Loaded with tools and material
- 4 H2 stations





London, April 2018

- 50 cars
- One million miles
- Saving 7.6 tonnes of CO2
- 80.000 passengers
- 5 H2 stations



 greentomatocars

Fleet
examples

Cities in DE, July 2018

- 30 cars
- Use in fleet and as private cars
- Network of hydrogen stations in DE







Fleet operation – main contributor for H2 mobility experience

Demonstrating the efficiency of the technology – Vehicles and HRS pushed to intensive conditions



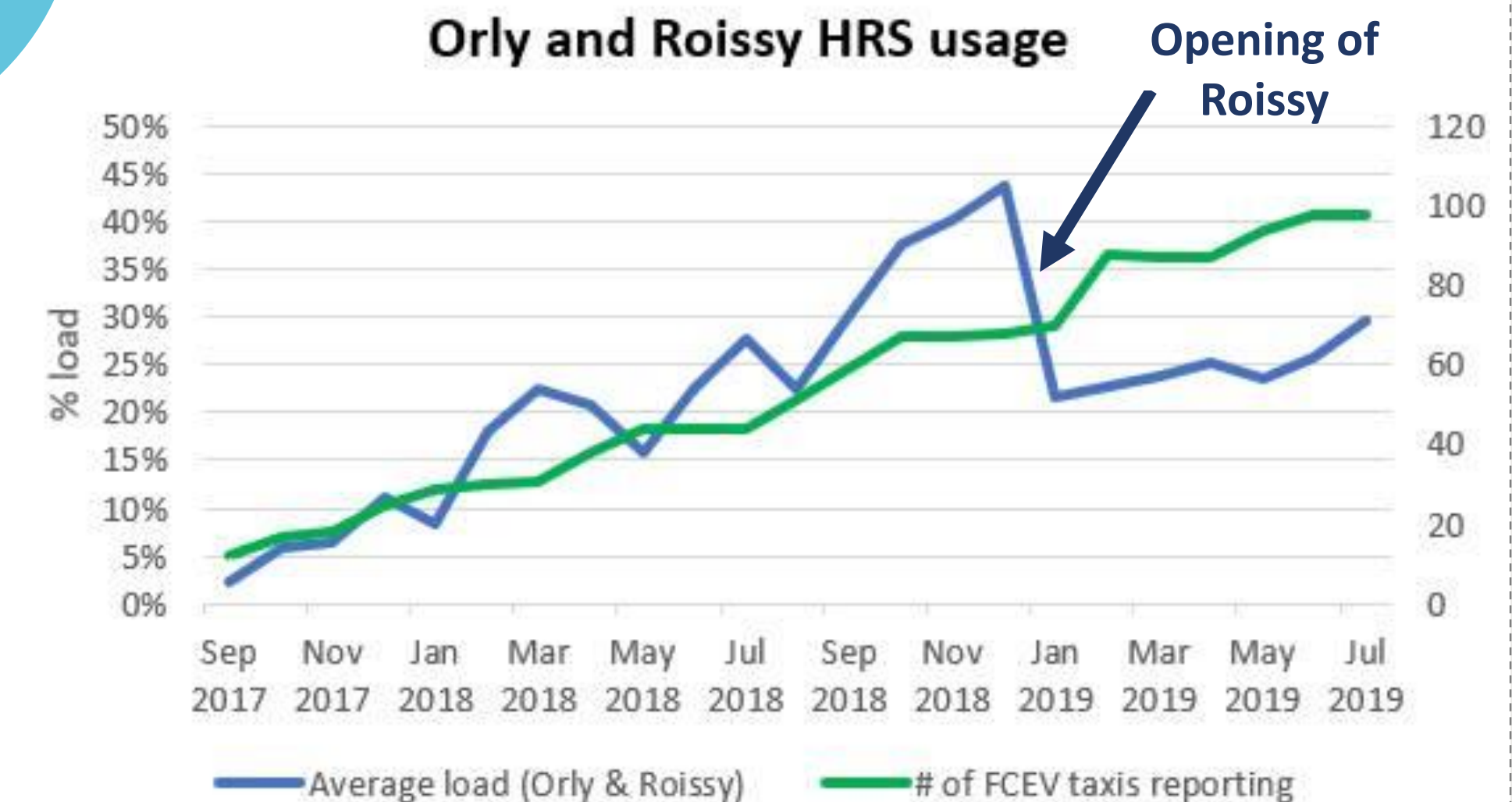
Taxi fleet (STEP) in Paris

- July 2017 – Sept. 2019: 4,200,000 km driven
- ~ 40-60.000km/year/taxi in Paris
- Up to 24/7 operation

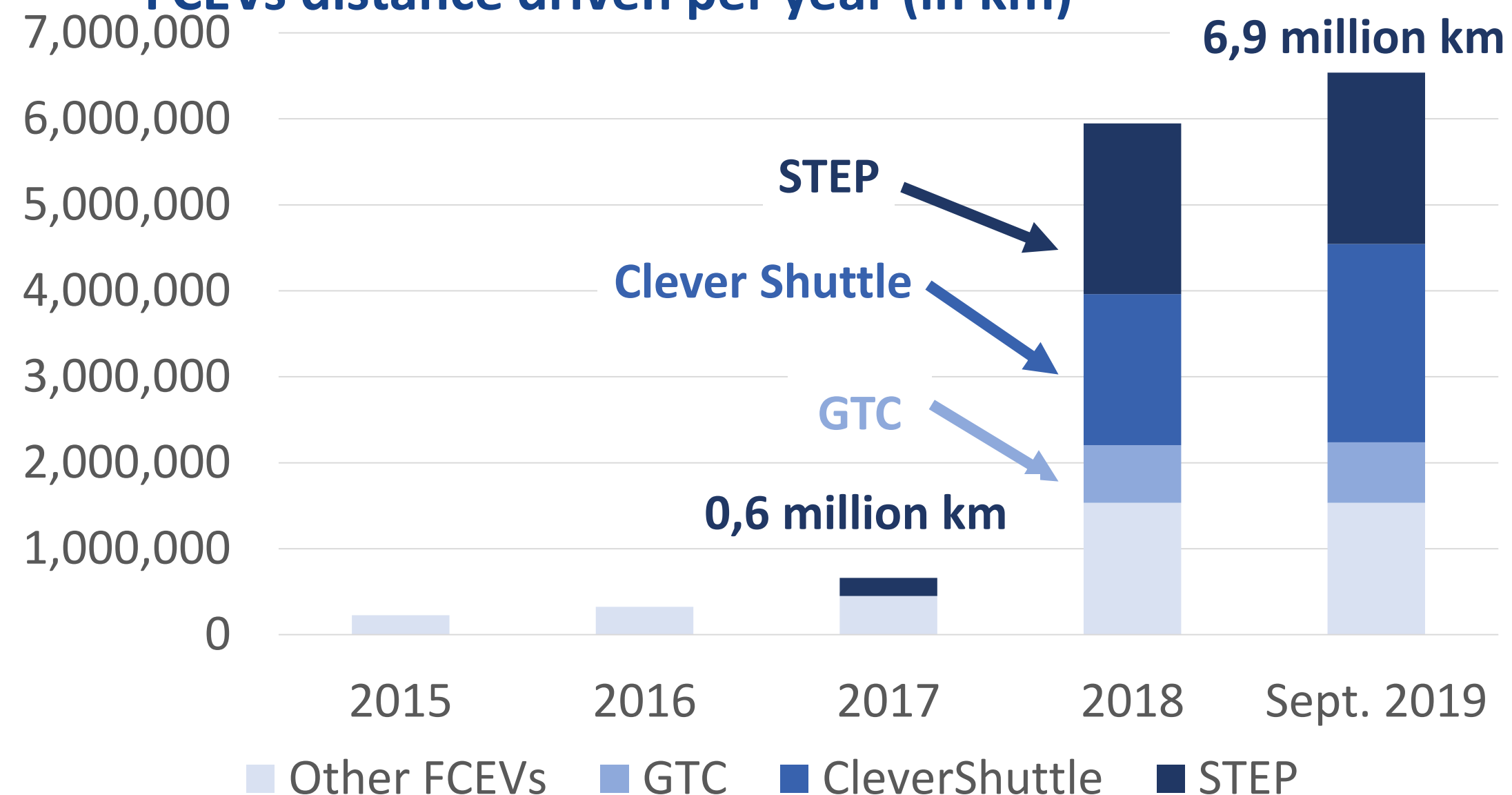


94%
low carbon
hydrogen

HRS response to fleet operation (2018)



FCEVs distance driven per year (in km)



HRS high quality service required

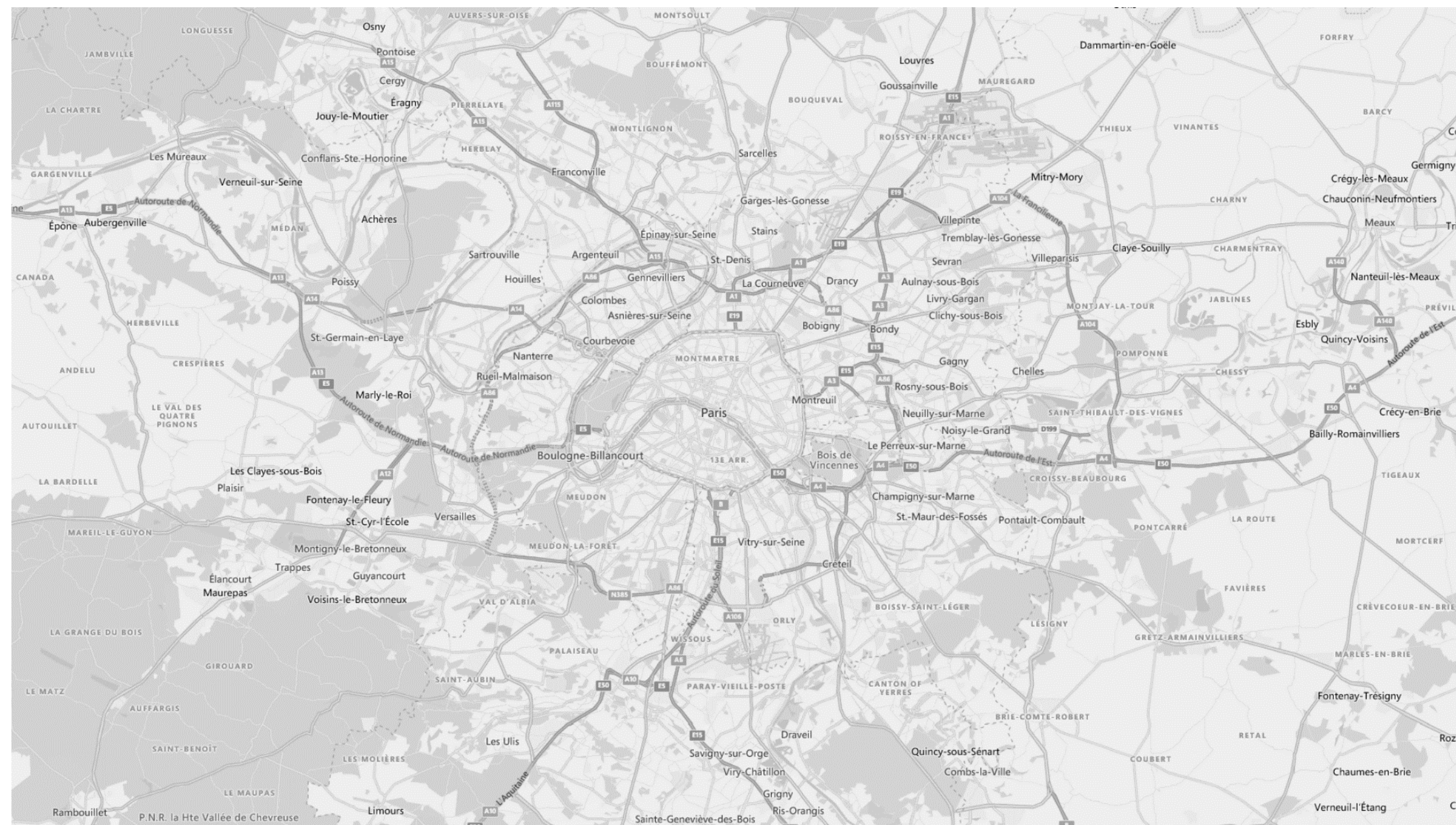
- Upgrade of HRS
- Constant use over the day – like gasoline station
- Capacity for back-to-back refill
- Proprietary « App » for HRS status

Typical day in a hydrogen taxi in Paris

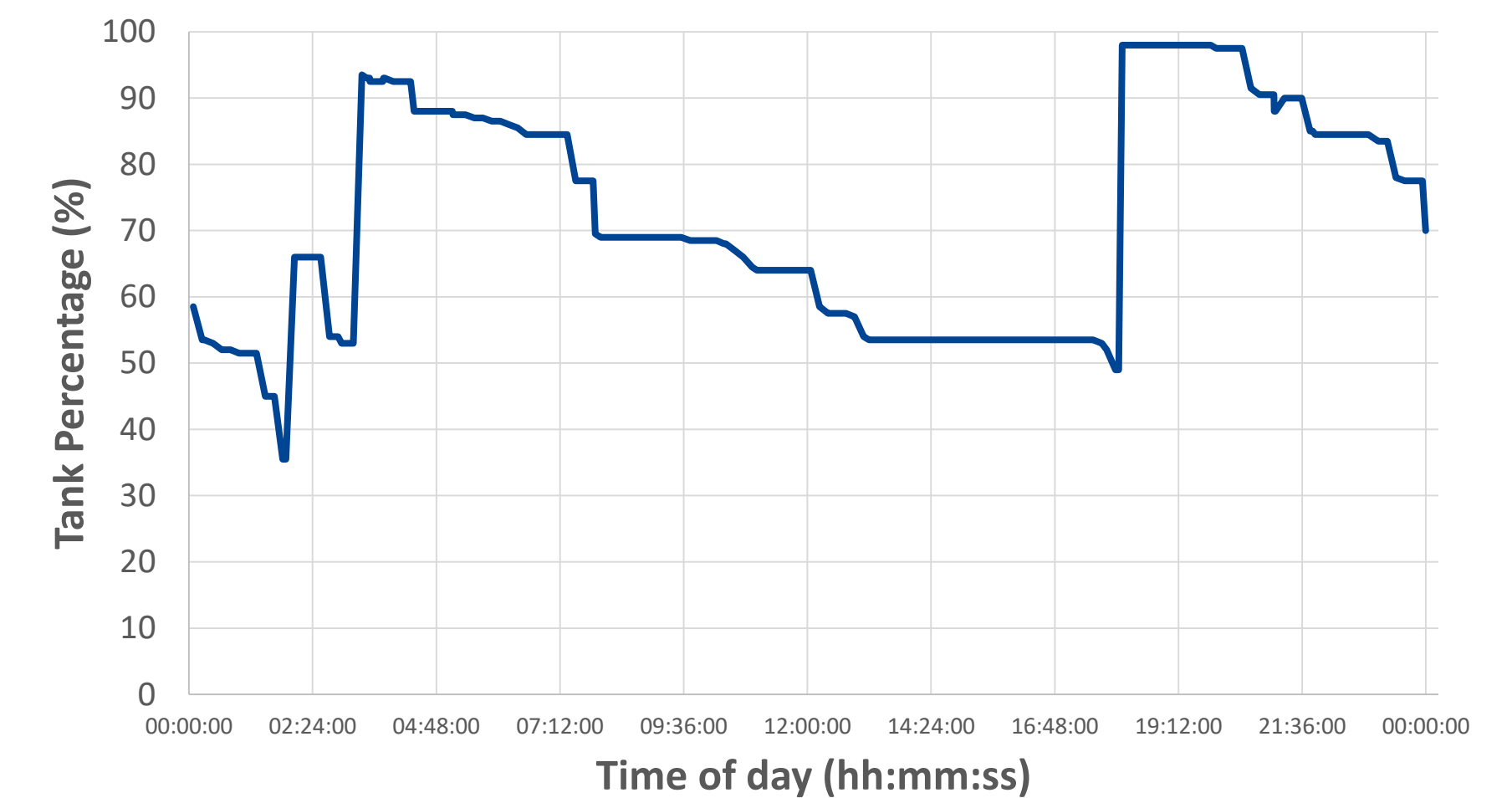
28/07/19: Distance: 500km, Refuels: 3, Amount refuelled: 6kg H₂



Geographical coverage of a taxi in Paris



Vehicle refueling gauge level



Fleet needs

- High availability and HRS networks covering operating areas
- Two or more HRS close to each other helps for redundancy.
- Need for higher redundancy in future individual HRS - especially dispensers

Reaching the market phase

Offering a flexible clean competitive public transport solution

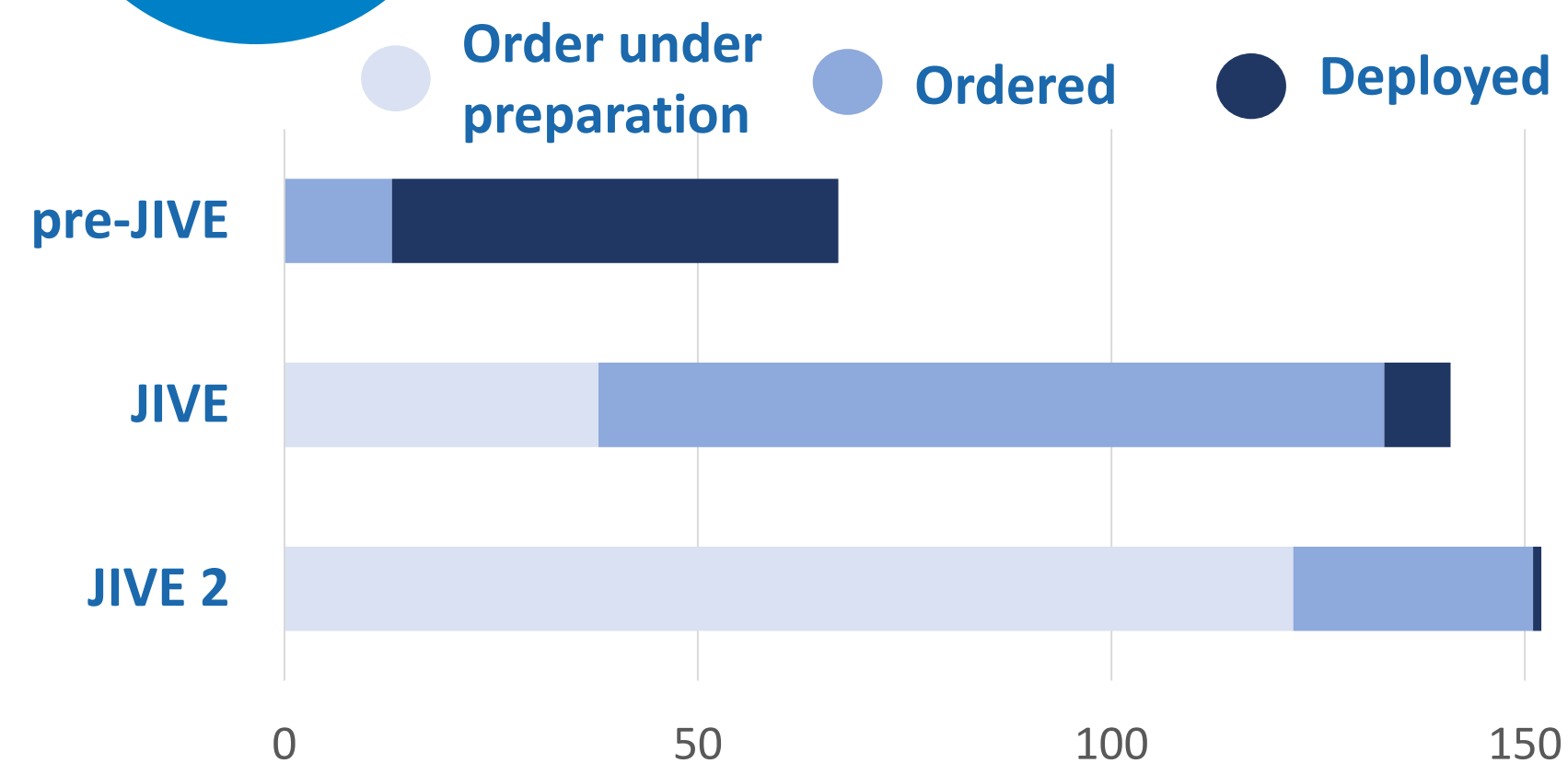


More cities, larger fleets, more suppliers: approaching market stage

80 buses ordered in 2018-19, most of them for operation imminently

50 FCB
on the
road

Buses deployment status



Next
generation
products



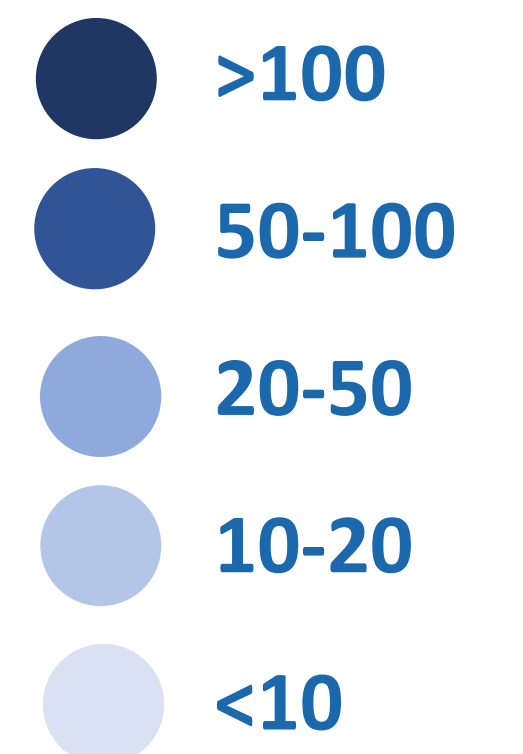
Flexible bus design and lengths

CEF and EIB support
FCB deployment

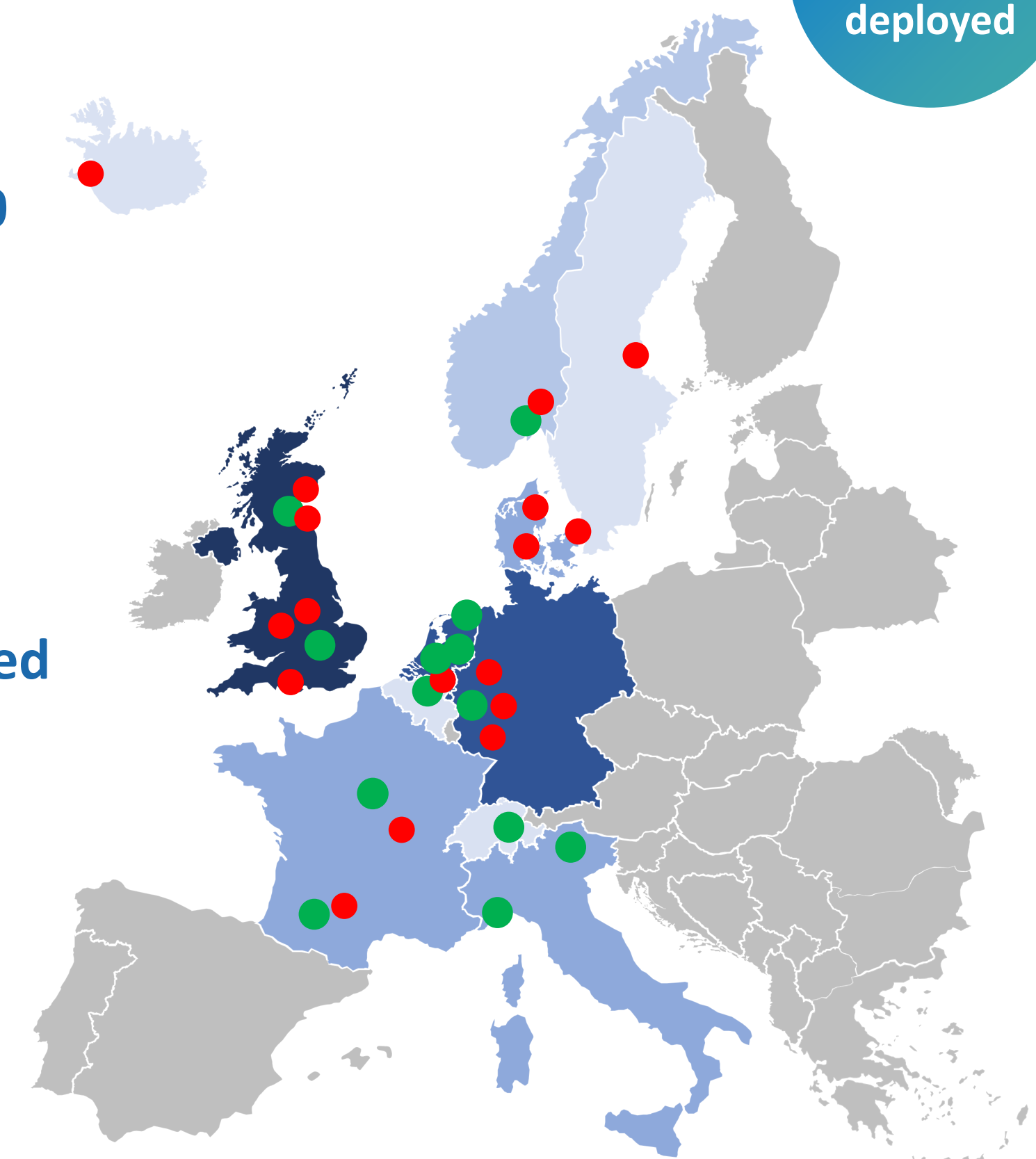


Bus of
the Year
2019

Buses deployment geography



● Deployed
● Planned



OEMs in Europe are responding to the growing demand for FC buses and preparing to offer new solutions



Yet Non European OEMs are also active in the sector

European bus OEMs with fuel cell buses demonstrators / offering fuel cell buses for sale

ALEXANDER
DENNIS



ebeEUROPA



DAIMLER
EvoBus



rampini



Safra



ŠKODA



SOLARIS



URSUS
BUS



VANHOOL



VDL
BUS & COACH



WRIGHTBUS



A flexible competitive clean solution

Europe is world leader



Achieved

- > 10,000,000 km since projects started
- > 35,000 h lifetime reached
- 625,000 €/bus offered
- 40.000km/y per bus on average



87%
low carbon
hydrogen

Trends

- Cities order fleet of 10-40 buses
- **Zero-emission tenders**
- **Novel HRS designs** (in-door, scalable)
- Zero-emission transport integrated in larger **hydrogen ecosystems**:
 - Waste to wheel
 - Hydrogen valleys

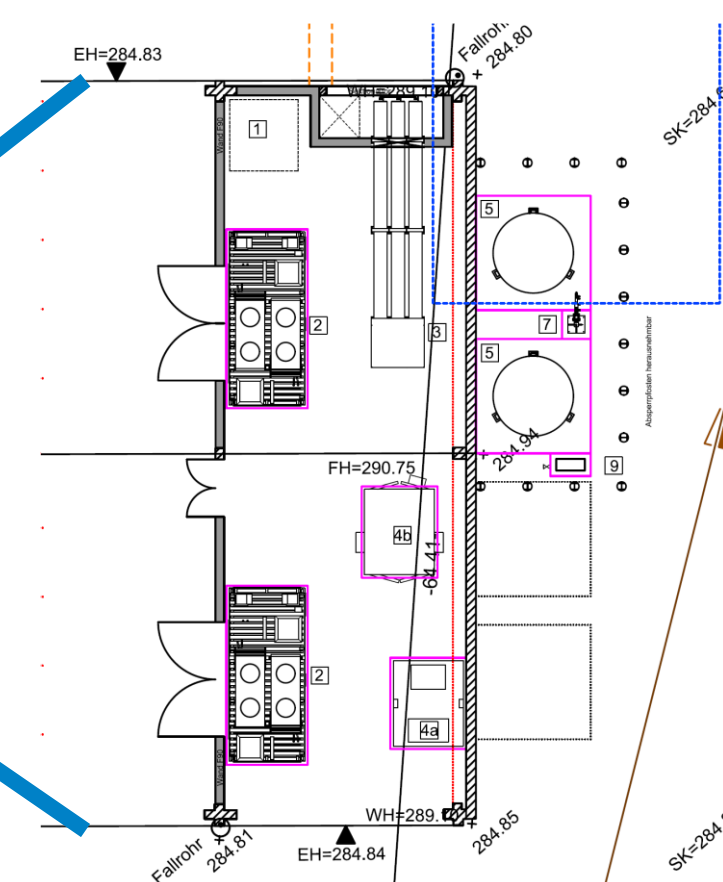


Preparation for deployment:

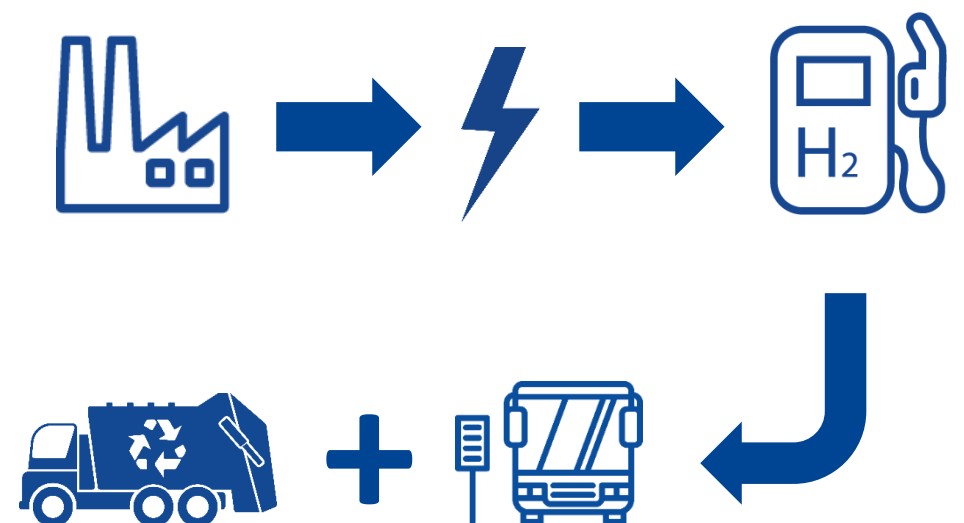
- Upgrade of depot sites
- Creation of maintenance pits
- Placing H2 supply contracts
- Training of staff, technicians, drivers
- Defining routes and operations



Wermelskirchen: in-door HRS for 800kgH2/d

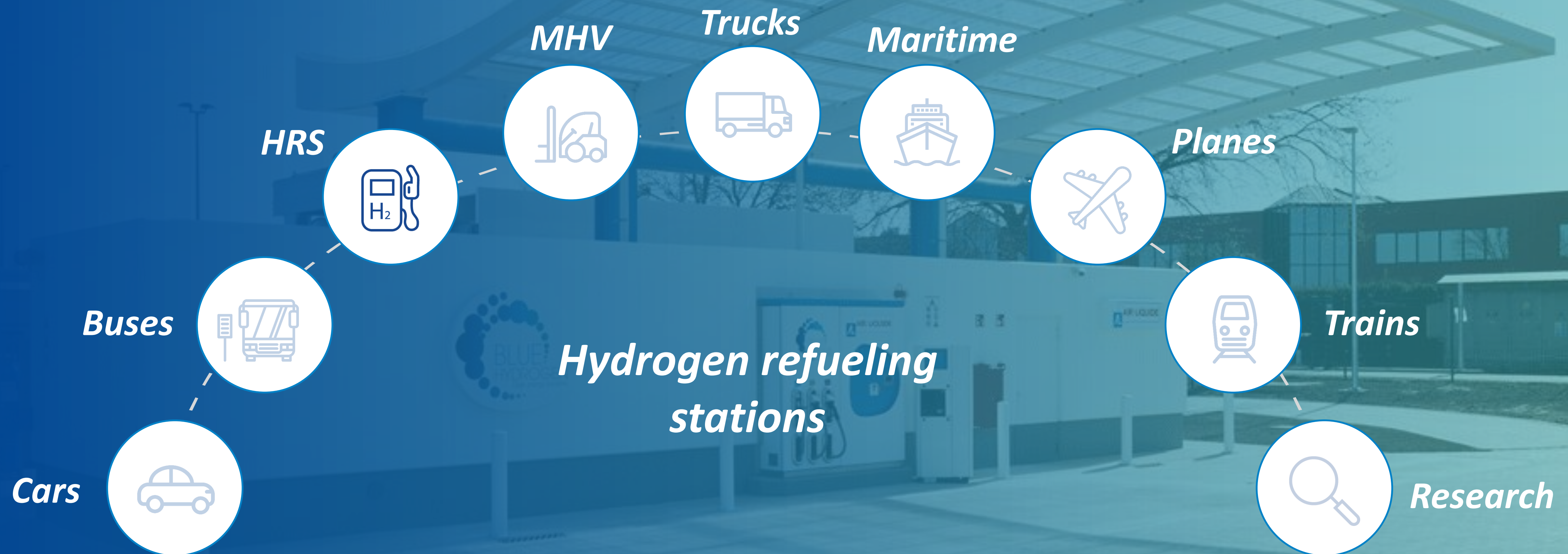


“Waste to wheel”, from waste incineration to hydrogen for mobility



Paving the way for FCEV deployment in Europe

Exporting technology

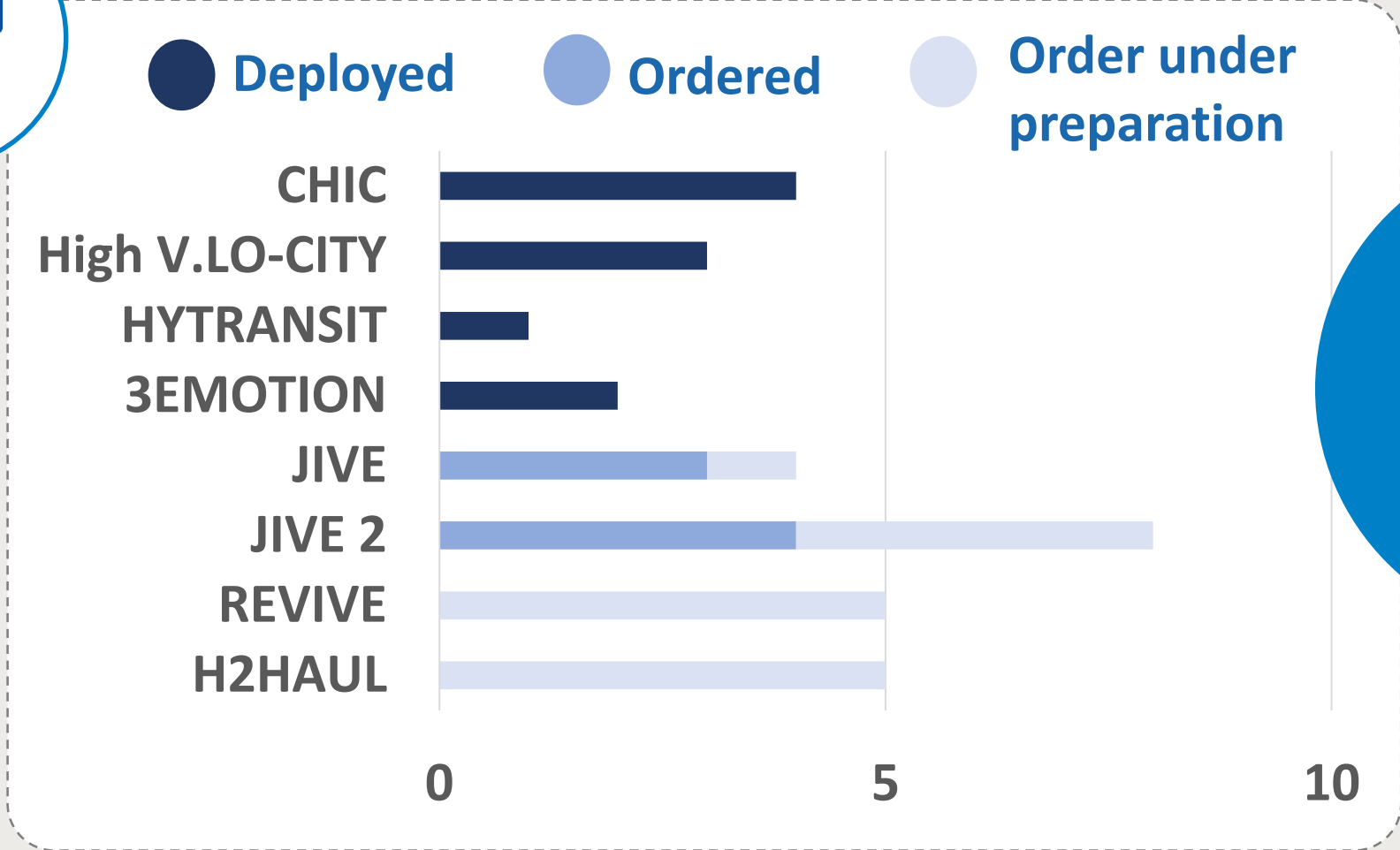
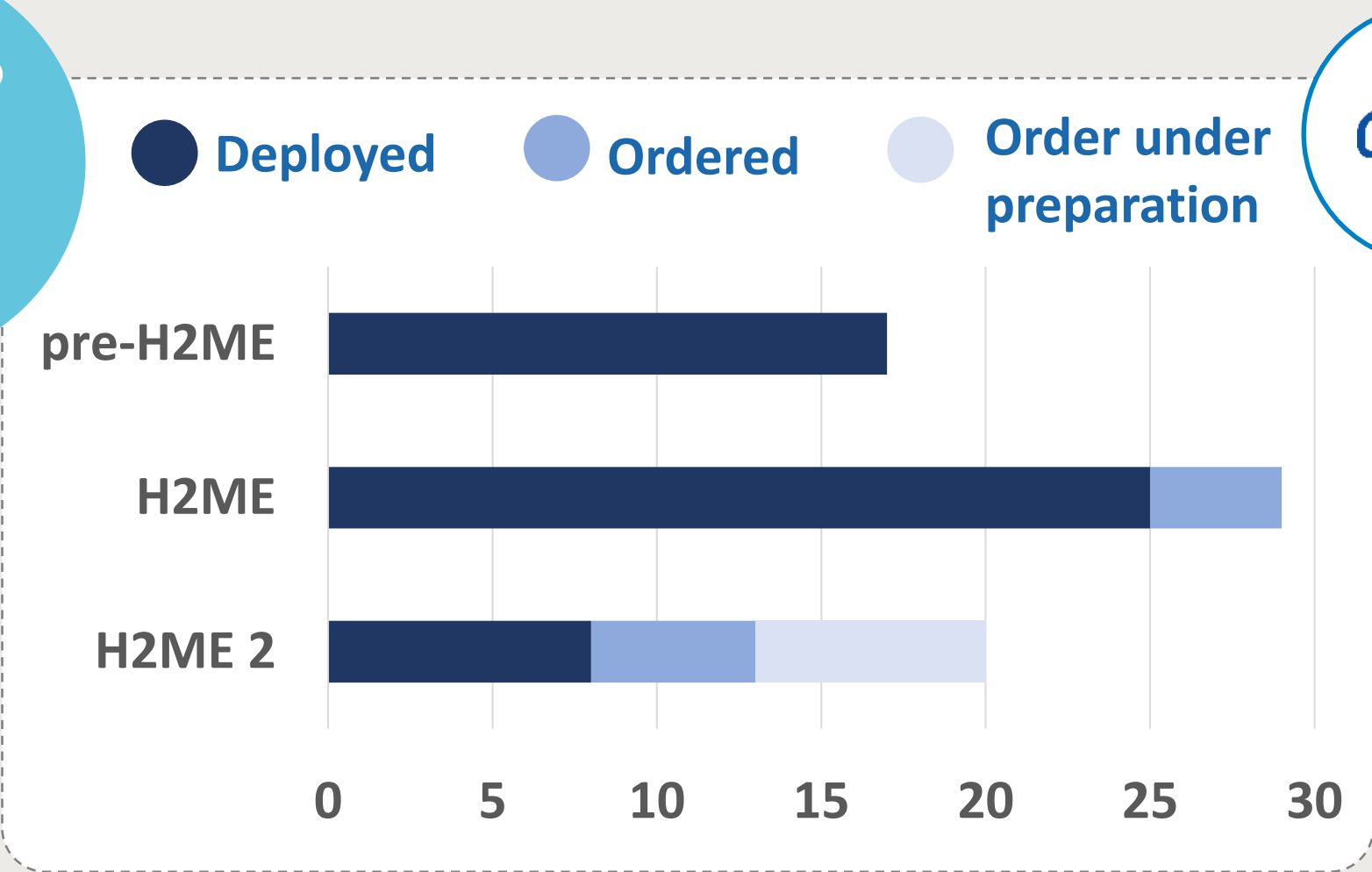


Making FCEV deployment possible

13 countries involved in HRS deployment, now putting the first HRS for heavy-duty

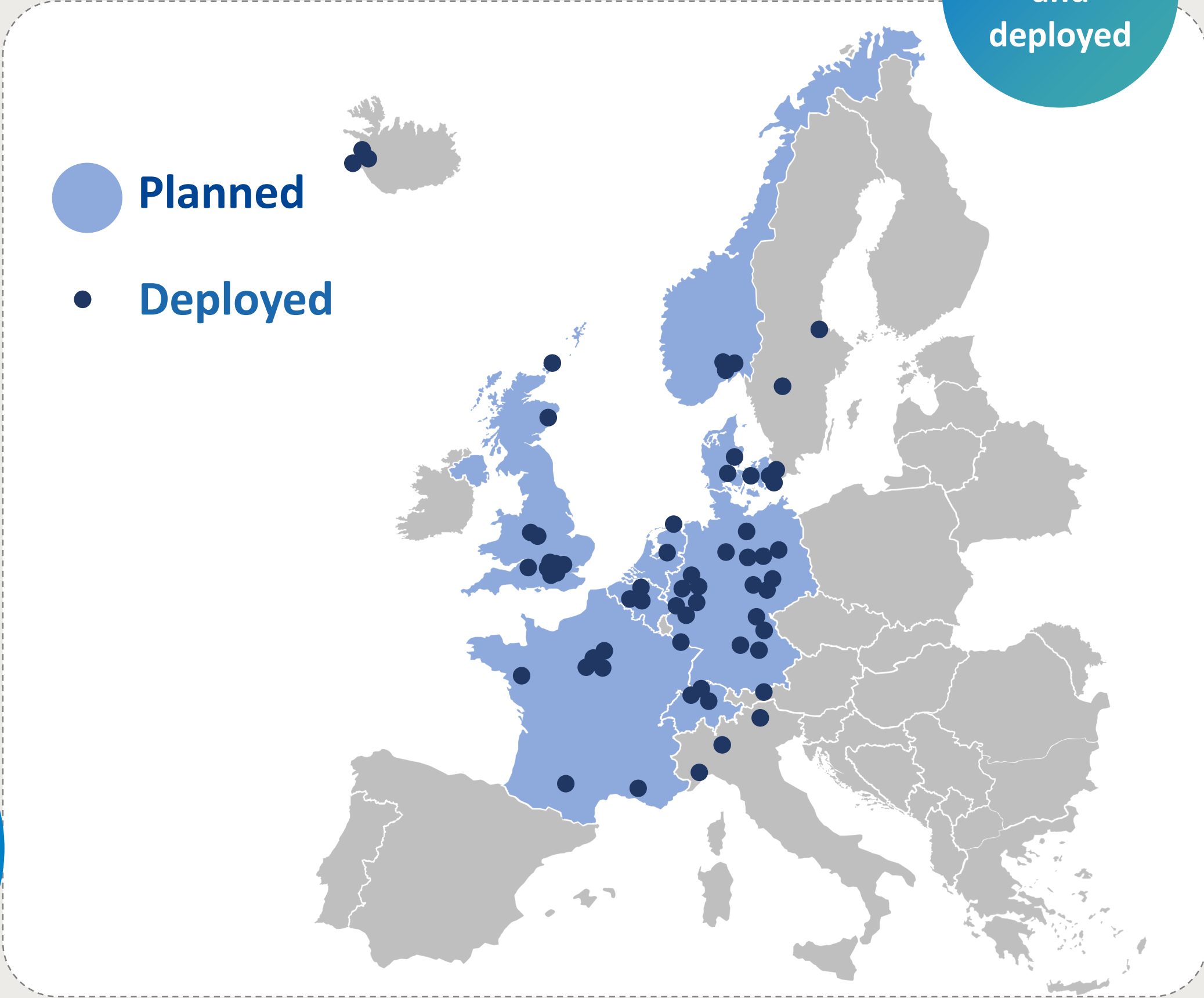


66 HRS
for
cars



32 HRS
for
buses /
trucks

Planned
and
deployed



CEF supports HRS deployment as well



Developing technology for everyday customer

Managing a network of HRS for demanding customers




HRS tuned for demanding customer experiences

- Higher usage is resulting in more station damage
- Frequent driver changes means training
- Communication sources are vital to ensure drivers are redirected to available HRS
- Users need real time support to assist 24/7/365



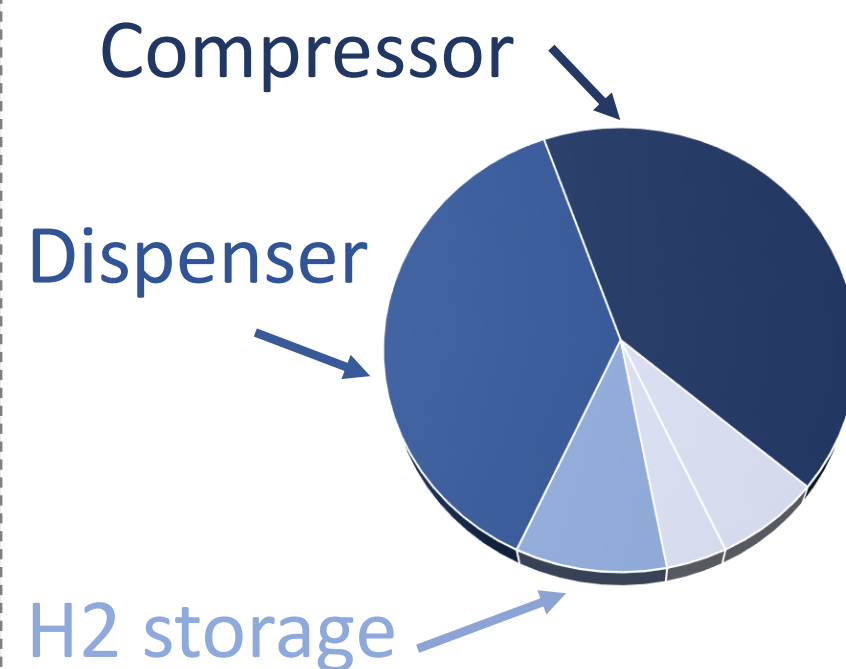
HRS availability in London area



Summer 2018

Summer 2019

Cause of downtime



Achieved from 2016 (1 HRS) to Sept. 2019 (25 HRS reporting)

- Availability > 96%
- >35,000 refuelling operations
- > 72 t H2 dispensed

Safety

- HRS comply with safety codes and standards
- Third parties certify HRS safety compliance
- Annual incident rate:
 - US gas station* = 4.3%
 - Worldwide HRS = 1.3%

*National Fire Protection Association



HRS service is getting closer to commercial operations

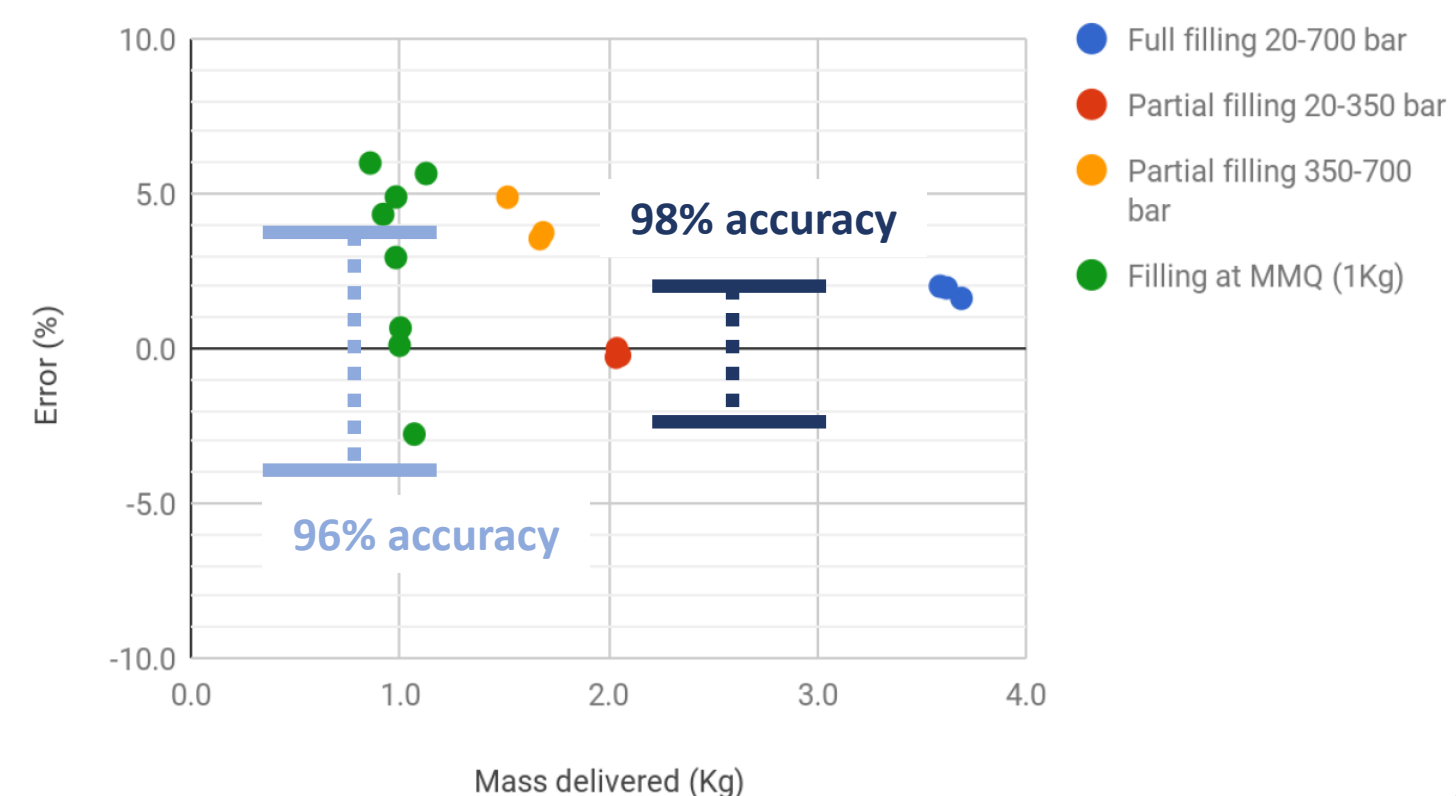
Metering accuracy and open source for public HRS online monitoring in all EU countries



Expectation for commercial operations = ability to **measure accurately** the amount of hydrogen dispensed



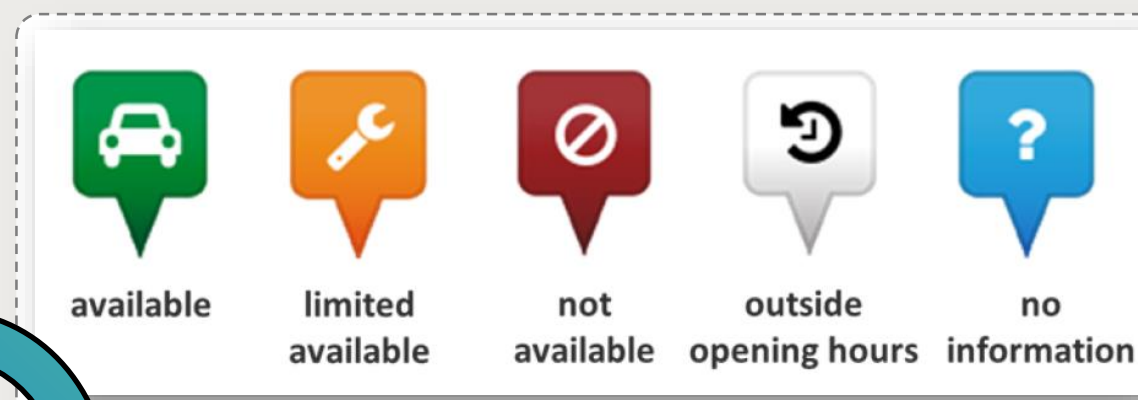
Field tests and measured accuracies



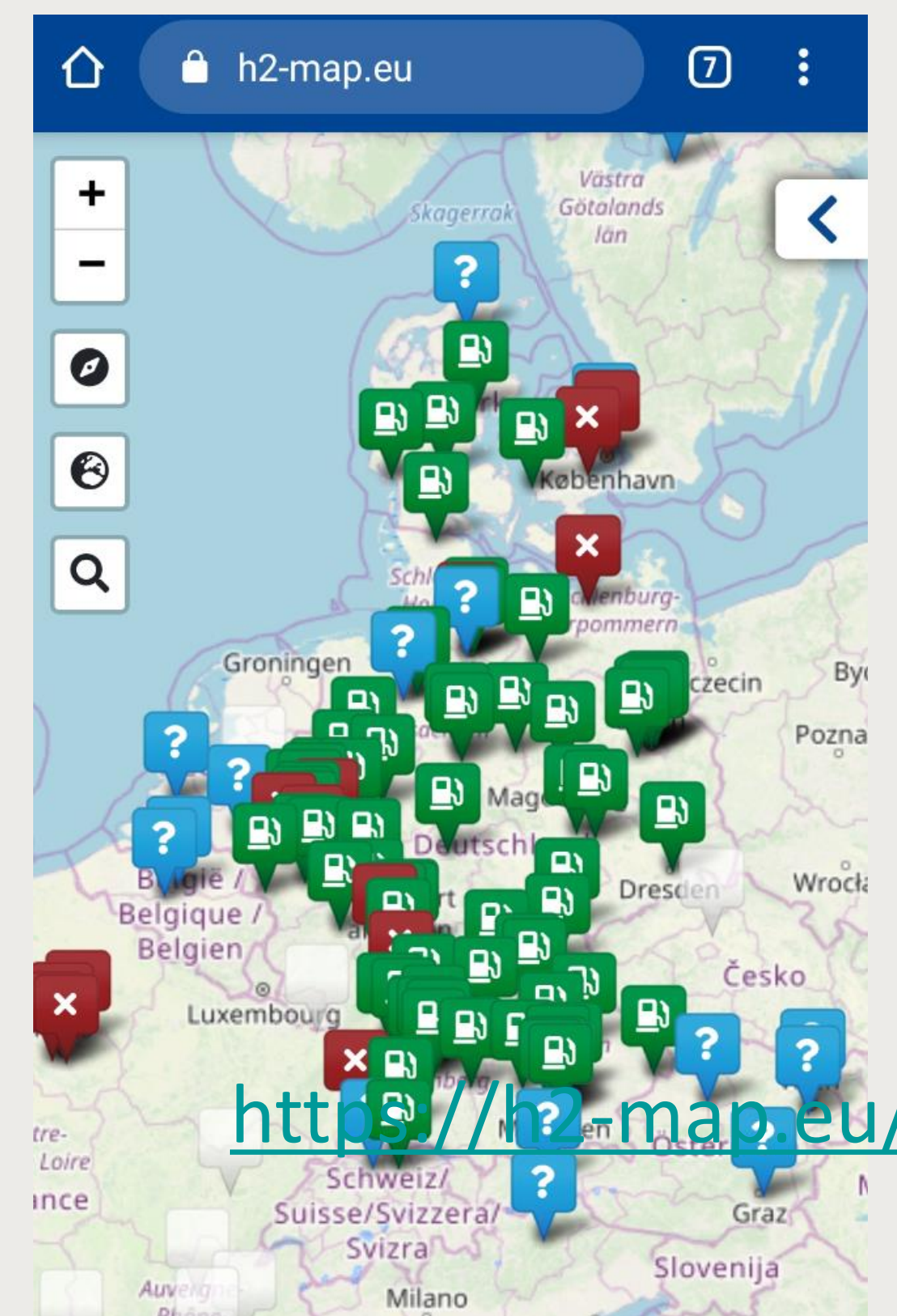

Development of a system for HRS availability in the EU

139 HRS connected sending live data

Status definition



Possible end users



First steps into the business case

Expanding the fleets giving answers to the market



First steps to develop a European business case for forklifts

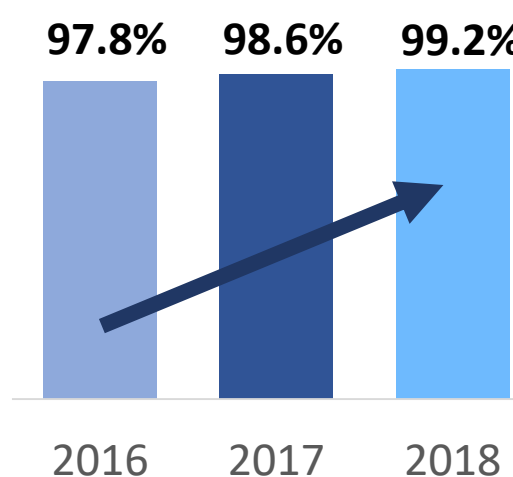
Looking into market diversification and new segments



First greenfield warehouse and the two largest fleet in Europe



Availability increase



Large fleet

Diversity of vehicle types

Delivery as a service

Container terminal

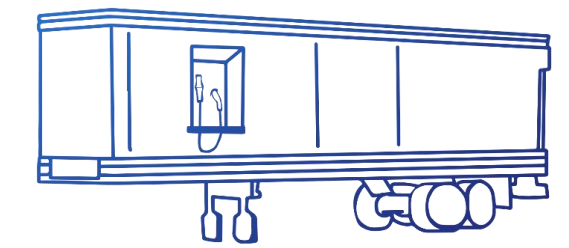


~ 20 kgH₂/d

Yard tractor



Mobile HRS



Reach stacker



~ 35 kgH₂/d

Achievements since 2016

- 273 MHVs in 3 warehouses
- Availability > 99%
- > 152.000 refuelings
- > 1.000.000 hours of operation
- Publication of regulation for warehouse H₂ operations: ease replication (FR)

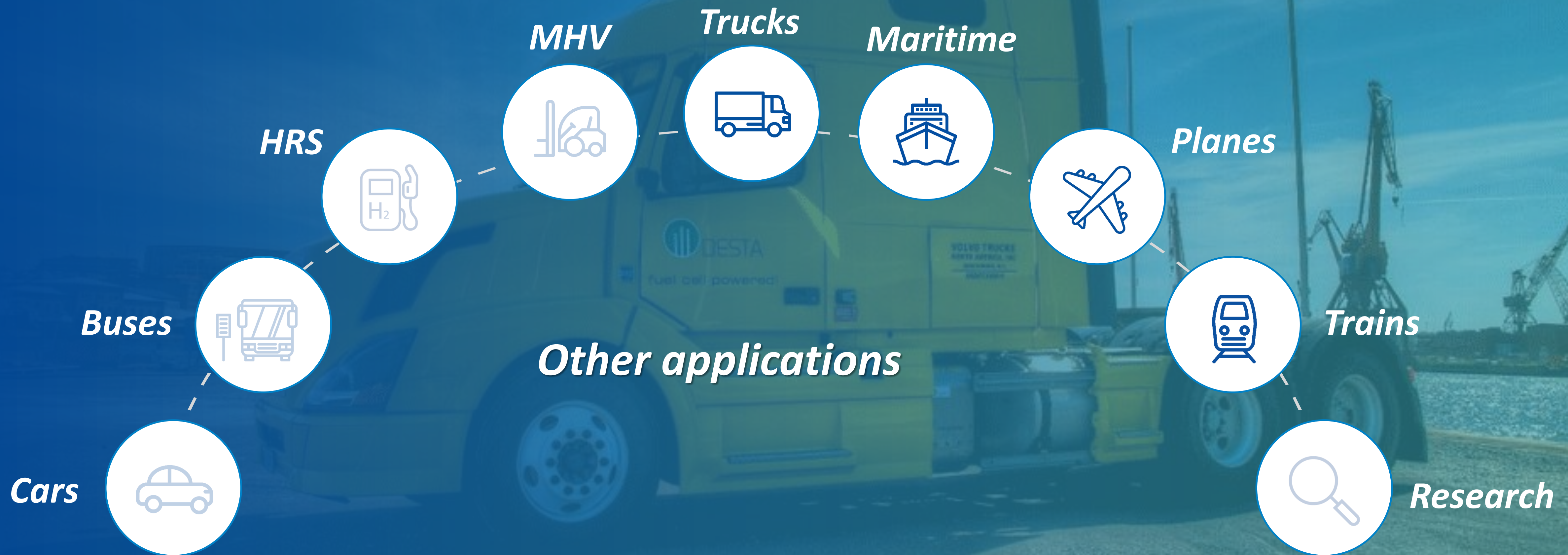
Opportunities

- Logistics beyond the warehouse
- Decarbonise container operation in urban ports
- Ports as hydrogen « coastal hubs »



Reaching out to cover all transport applications

Testing the technology, broadening its application



Supporting the growing sectors of heavy duty vehicles (HDV)

Penetrating municipal garbage collection, logistics operations for industry and supermarkets chains



From APU to truck fleets

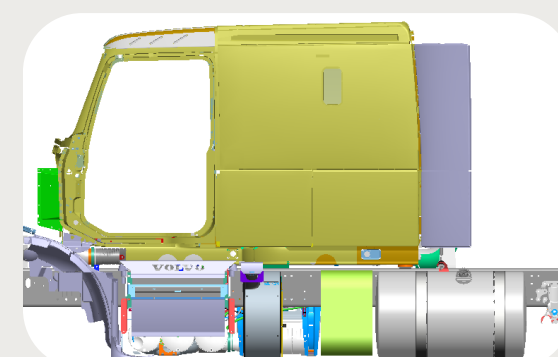
2018 – 15 HD trucks



2017 – 15 garbage trucks



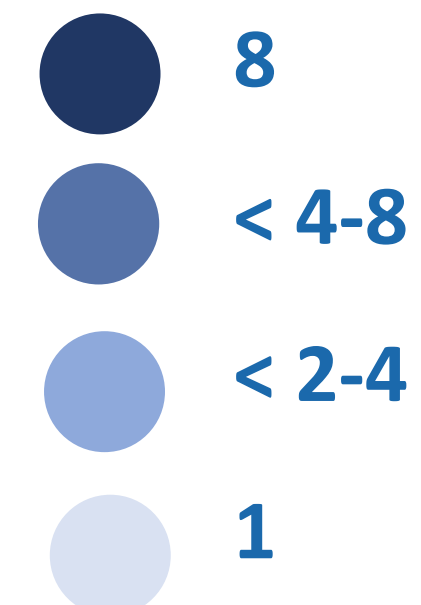
2013 - APU for diesel truck



April 2019: New EU legislation for HDVs CO2 emissions

Year	2025	2030
CO2 reduction	15%	30%

Garbage trucks and trucks deployment



Planned



Next steps:

- FCH2 JU study on H2 HDV business cases
- Project on H2 fueling protocols for HDV

Key considerations

- Non-European OEM pressure
- Building up the first small fleets (4 trucks/site)
- Diverse operations (last mile, long haul, urban or interurban)
- Support to EU value chain (EU FC system suppliers)

Supporting the growing sectors of maritime

Continuum of funding in the best fit for business case




2019 – sea-going vessel

2MW

2017 – ferry + barge pusher

1MW



2017 – research vessel

0,16MW



2013 - APU for yachts

0,05MW



No « one size fits all »

- Different vessels segments
- Different power and autonomy
- Various fuels (H₂, NH₃, LOHC)
- FC technologies (PEM, SOFC)



“H2@Ports workshop”
Sept. 2019

Key considerations

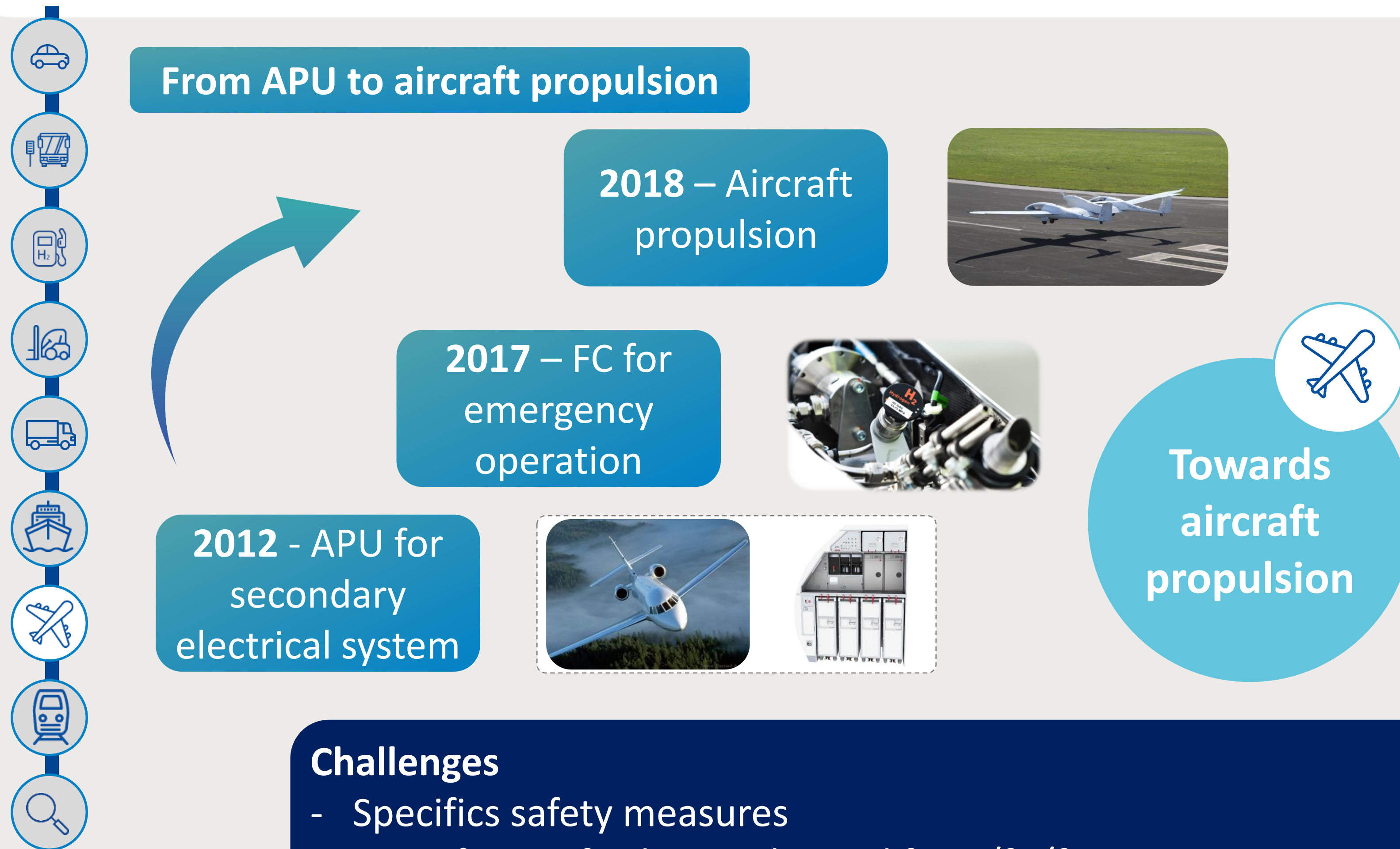
- Crucial need for international cooperation
- Importance of regulatory aspects (IMO and CESNI)
- Ports as hydrogen « coastal hubs »
- FC for hotel load at port or propulsion at sea

Challenges: R&D in the area's of LH₂ storage (bunkering), MW scale Fuel Cells, carriers,...



Identifying and supporting the uptake of H2 for aircrafts

Continuum of funding in the best fit for business case



Decarbonising aeronautics

- Review and state of the art
- Concept studies for regional, commuter, LR, MR, SMR aircrafts
- Impact at air transport system level
- Recommendations on future R&I



Challenges

- Specifics safety measures
- Aircraft specific duty cycles and form/fit/function requirements
- Weight, sound and pressure for demanding application



For each railway application, FCH can present a clean, economically sensible alternative to existing technology

Continuum of funding in the best fit for business case



Multiple units



- Passenger in regional transport
- Up to 1,000 km
- 30 years

Shunters



- Shunting and short distance
- 200-1,000 km
- 35 years

Mainline locomotives



- Med. distance freight + passenger
- 500-1,100 km
- 30 years



Identify best scenario

« Study on the use of fuel cell hydrogen in railway environment »



Mult. units

Shunter

Main. loco

Overview

Results in EUR/km_{train}

Track length

Rolling stock

H₂ consumption

Characteristics

Diesel

FCH

Catenary

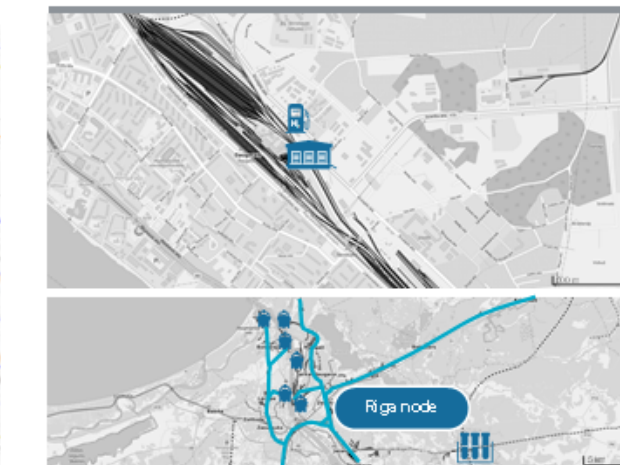
Battery

CO₂ saving potential in one year

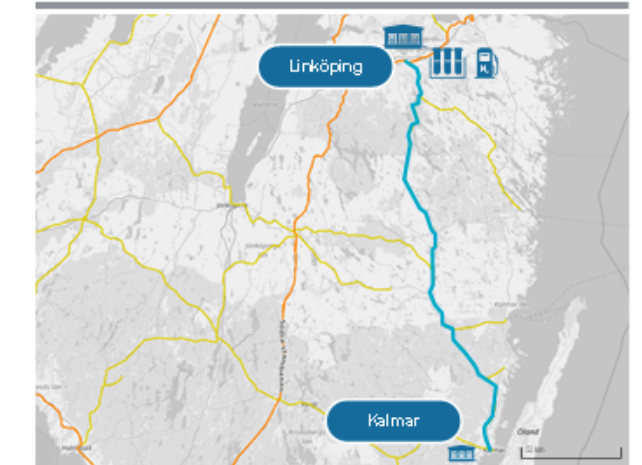
Groningen & Friesland, Netherlands



Riga Node, Latvia



Kalmar – Linköping, Sweden



300 km

70x 3 car trains

0.22 kg/km

Fast trains for intercity connections

4.8

4.9

4.4

5.2

56,389 t

100 km

15 Shunters

0.49 kg/km

Shunting operation between several port terminals

20.9

20.4

21.8

3,350 t

230 km

5 Locomotives

0.48 kg/km

Passenger and freight transport between two cities

5.7

6.7

22.0

4,980 t

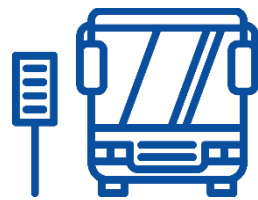


Decarbonizing the European transport sector

Allowing to meet the European CO₂ targets



Advancing on “fleet case” deployments



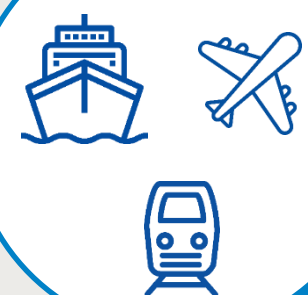
Towards larger fleets demand



Moving towards heavy-duty mobility



Reaching out new markets for specific uses



Supporting the best fits per application





FUEL CELLS AND HYDROGEN
JOINT UNDERTAKING

Lionel Boillot

Project Manager

Lionel.BOILLOT@fch.europa.eu

For further information

www.fch.europa.eu



@fch_ju



Fch-ju@fch.europa.eu



FCH JU